



Metal Storage List Prices

List Prices vs. Net Sales Price

Prices contained herein are List Prices from the manufacture Great Openings. Please see the WorkSpaces list of current sales discounts offered to figure your actual sales price. There can often be a substantial difference.

Freight Charges

Metal storage items are shipped direct from the factory to the client. Prices include prepaid freight to a commercial address with a dock (freight free). For residential customers other delivery fees such as “residential delivery”, “liftgate truck”, “white glove inside delivery” are extra fees that will be added to your invoice.

Small Order Fee

For net sales orders of metal storage goods (total amount ordered) of less than \$500 a small order fee of \$50.00 will be added to your invoice. This is a factory fee that is passed through to the customer.

Lead Times on Metal Storage

Generally metal goods have a lead time of 10 business days plus transit time from the Midwest.

Colors Available

There are a large variety of colors in the grey, white, black, taupe, light browns, etc. available from this manufacturer. Generally WorkSpaces sells low gloss black and metallic silver. However, if you have a particular color you are seeking to match to there is an excellent probability that the color has already been formulated and there is no upcharge for these standard colors.

The price list herein is not the full line from the factory. If you need other products such as privacy screens, metal desks, etc. please email us with your need.

Thank you for considering WorkSpaces Inc.!

Roger Hockett
President, WorkSpaces Inc.



Metal Storage Page Guide To Products

Page	Item
3	Lateral File Construction
4	Trace Lateral Files with Overlay Drawer Fronts
6	Lateral/Doored Tower Combinations
8	Multi Drawer Combination
10	Lateral Accessories
12	Laterals With Inset Drawer Faces
13	CD/Video Media with Lateral Combinations
14	Lateral Towers
16	Pedestal Storage Construction
17	Pedestals: Box/Box/File, File/File, Freestanding
18	Mobile Pedestals
19	Pedestal Accessories
20	Tower Construction
21	Wardrobes
22	Vertical Files
23	Bookcase/Wardrobe/Tower Combinations
24	Modular Cube Towers/Mobile Towers
26	Double Doored Storage
27	Bookcases of All Sizes
28	Overhead Storage Construction
29	Overhead Cabinets
32	Lighting

TRACE™ Lateral File Frequently Asked Questions

Trace™ lateral files feature horizontal lines and full-width fronts consistent with all other TRACE™ products.

Basic Construction:

- All Great Openings products meet or exceed applicable ANSI-BIFMA standards for durability and safety
- A lifetime warranty ensures long-lasting performance and after-sale support
- Steel frame construction is welded and channels are formed in key areas for strength
- Reinforced vertical and horizontal channels ensure dimensional stability
- Inner frame is 20 gauge metal. Fronts, tops, outer panels are 20 and 22 gauge. Drawer bins and shelves are 18 and 20 gauge
- The horizontal lock strip on 4-high and 5-high laterals is located above the fourth drawer. In 6-high laterals, the lock strip is located above the fifth drawer

For Your Safety:

- The safety interlock mechanism is integrated into the slides, allowing only one drawer to open at a time
- All laterals with drawers and roll-out shelves used as freestanding units must have counterweights if not ganged or otherwise anchored
- Laterals include drill-locator marks on side panels, making it easy to drill and gang laterals together so that counterweights are not necessary
- Counterweights may be factory installed or purchased separately to be field installed

Lock System:

- Lateral files come standard with randomly-assigned UM Series locks (#226-425). Black-faced, master-keyed, and core removable
- Locks may be keyed-alike in the field
- Other key series are available, including Haworth SL, bright nickel LL, and Knoll K. Please see page 9 for details
- The locking system captures drawer fronts on both sides for added security

Features:

- The top opening of 5-high and 6-high laterals features an over-the-top flipper door with 13 1/2" inside clear height for binder storage
- All drawers and roll-out shelves include full extension steel ball-bearing slides with anti-rebound features to ensure smooth operation
- Drawer bins are available in 11 3/8" heights, with full-height side panels
- Two file bars are included in each drawer, for side-to-side filing
- Four leveling glides with 1 1/4" adjustment are included to ensure proper drawer alignment and operation
- All-receding door laterals, laterals with 15" openings, and 6" drawer fronts are available, see pages 45-46

Options and Accessories:

- Drawer fronts and lateral tops are mechanically fastened and removable to maximize design flexibility
- Laminate fronts available on 2, 3, and 4-high TRACE™ laterals. See page 3 for details
- Double-walled drawer fronts are available for improved sound deadening
- Metal tops may be replaced with wood laminate, either individually or in side-to-side or back-to-back multiples
- File conversion bars for front-to-back filing are sold separately
- Additional accessories include magnetic drawer/shelf dividers, CD racks for 6" drawers, and magnetic label holders

Compare Inner Drawer Dimensions:

- Inside clear drawer bin widths: 30" bin: 26.7", 36" bin: 32.7", 42" bin: 38.7"
- Inside clear drawer bin heights: 12" bin: 10.75" (bin sides themselves are 9.5" high)
- Inside clear drawer bin depths: 18.25" deep laterals: 16", 23.5" deep laterals: 20.5"
- Drawer and roll-out shelf load capacity: 30" wide bin: 70 lbs, 36" wide bin: 85 lbs, 42" wide bin: 100 lbs

SIN 711-3

How To Order:

Product #	First "?" (drawer front style)	Product #	Second "?" (metal color)
RG (TRACE™ Lateral)	A (Full Pull)	C301 (2hx30"w)	668 (GO Black)

TRACE™ Lateral File



- All new finish heights
- Full-width drawer fronts
- Available in square drawer front styles only
- 5-high and 6-high include top flipper door that stows over-the-top, revealing a roll-out shelf
- Lower cost option of fixed shelf behind flipper door is available, call for details
- Flipper compartment features 13 1/2" inside clear height for binder storage
- Counterweight is required if not anchored or ganged to another file. See page 42
- See lateral accessories, pages 42-43

! Fronts Available:

- A: Full Pull
- B: S-9000
- F: Square, Recessed
- P: Square, P Pull
- S: Square, Satin Nickel
- K: Square, Camber
- R: Square, Chunky
- W: Square, Twist



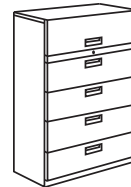
28 3/8"



39 7/8"



51 3/8"



65 7/8"



77 3/8"

H	D	W	Product #	Drawer Options	Pkg Weight	Pkg Cube	Price
28 3/8	18 1/4	30	RG ? C301 ?	2 drawer	98 lb	11.8 ft	\$842
28 3/8	18 1/4	36	RG ? C401 ?	2 drawer	114 lb	14.0 ft	\$900
28 3/8	18 1/4	42	RG ? C501 ?	2 drawer	130 lb	16.2 ft	\$988
39 7/8	18 1/4	30	RG ? C602 ?	3 drawer	134 lb	16.5 ft	\$1,139
39 7/8	18 1/4	36	RG ? C702 ?	3 drawer	156 lb	19.6 ft	\$1,212
39 7/8	18 1/4	42	RG ? C802 ?	3 drawer	180 lb	22.7 ft	\$1,336
51 3/8	18 1/4	30	RG ? C903 ?	4 drawer	171 lb	22.0 ft	\$1,404
51 3/8	18 1/4	36	RG ? D103 ?	4 drawer	198 lb	26.0 ft	\$1,492
51 3/8	18 1/4	42	RG ? D203 ?	4 drawer	225 lb	30.0 ft	\$1,643
65 7/8	18 1/4	30	RG ? D304 ?	5 drawer	207 lb	28.0 ft	\$1,758
65 7/8	18 1/4	36	RG ? D404 ?	5 drawer	241 lb	33.0 ft	\$1,867
65 7/8	18 1/4	42	RG ? D504 ?	5 drawer	275 lb	38.0 ft	\$2,054
77 3/8	18 1/4	30	RG ? E778 ?	6 drawer	243 lb	32.6 ft	\$1,997
77 3/8	18 1/4	36	RG ? E878 ?	6 drawer	283 lb	38.5 ft	\$2,231
77 3/8	18 1/4	42	RG ? E978 ?	6 drawer	325 lb	44.5 ft	\$2,418

TRACE™ Posting Shelf Lateral File



- Cabinet is 1 5/8" taller than standard 5-high lateral
- Includes top flipper door that stows over-the-top, revealing a roll-out shelf
- Available in square drawer front styles only
- Includes standard lock
- Posting shelf is 12 3/4" deep, gliding on steel ball-bearing slides
- Counterweight is required if not otherwise anchored or ganged to another file. See page 42
- See lateral accessories, pages 42-43

! Fronts Available:

- *A: Full Pull (*posting shelf includes a satin nickel loop pull*)
- *B: S-9000 (*posting shelf includes a satin nickel loop pull*)
- *F: Square, Recessed (*posting shelf includes a satin nickel loop pull*)
- *P: Square, P Pull (*posting shelf includes a satin nickel loop pull*)
- *S: Square, Satin Nickel (*posting shelf includes a satin nickel loop pull*)
- K: Square, Camber (*posting shelf includes a camber pull*)
- R: Square, Chunky (*posting shelf includes a chunky pull*)
- W: Square, Twist (*posting shelf includes a twist pull*)

H	W	D	Product #	Drawer Options	Pkg Wt	Pkg Cube	Price
67 1/2	30	18 1/4	RG ? L192 ?	5 drawer	222 lb	26.0 ft	\$2,070
67 1/2	36	18 1/4	RG ? L292 ?	5 drawer	256 lb	31.0 ft	\$2,210
67 1/2	42	18 1/4	RG ? L392 ?	5 drawer	290 lb	35.6 ft	\$2,408

Loop pull on Posting Shelf



(A: Full Pull front with Satin Nickel pull on posting shelf)

How
To Order:

Complete Product #	Third "?" (laminate)
RG A C301 668 (2hx30"w, A pull, color 668)	WCBL (Wild Cherry Black Edge)

TRACE™ Lateral File Laminate Top



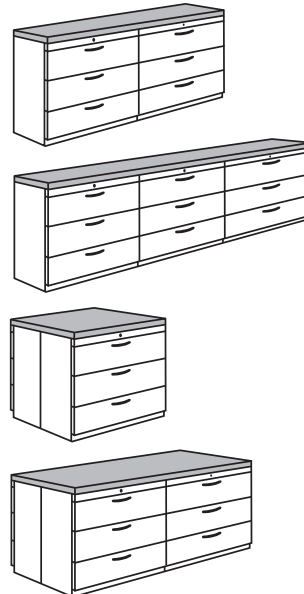
- Available on 30", 36", or 42" TRACE™ lateral files
- Not available for 5-high lateral files
- Factory installed
- Counterweight is required if not anchored or ganged to another file.
See page 42
- Specify any standard GO laminate, or special ordered laminate
- One price used for all lateral widths
- This accessory will be added to the lateral price

Product #	Price
Add laminate color number as a suffix to the lateral product number	\$383

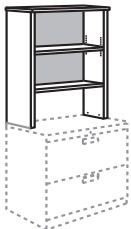
Common Laminate Tops for TRACE™ Lateral

- Laminate tops ordered separately for field installation
- Not available for 5-high lateral files
- Specify any standard GO laminate or special ordered laminate
- Note that these tops will fit ONLY TRACE™ lateral files
- Top sizes allow for 1/4" overhang on all sides

Two Laterals Side-by-Side:	W	D	Product #	Price
(2) 30" Laterals	60 1/2	18 3/4	TL1860	\$390
(2) 36" Laterals	72 1/2	18 3/4	TL1872	\$458
(2) 42" Laterals	84 1/2	18 3/4	TL1884	\$532
Three Laterals Side-by-Side:	W	D	Product #	Price
(3) 30" Laterals	90 1/2	18 3/4	TL1890	\$619
(3) 36" Laterals	108 1/2	18 3/4	TL18108	\$790
(3) 42" Laterals	126 1/2	18 3/4	TL18126	\$980
Two Laterals Back -to-Back:	W	D	Product #	Price
(2) 30" Laterals	30 1/2	37	TL 3730	\$418
(2) 36" Laterals	36 1/2	37	TL 3736	\$467
(2) 42" Laterals	42 1/2	37	TL 3742	\$520
Four Laterals in Quads:	W	D	Product #	Price
(4) 30" Laterals	60 1/2	37	TL 3760	\$543
(4) 36" Laterals	72 1/2	37	TL 3772	\$719
(4) 42" Laterals	84 1/2	37	TL 3784	\$833



TRACE™ File Hutch



- Designed to set on laminate work surface, typically on top of a lateral file
- Depth and height matches TRACE™ desk hutch
- Side panels attach to laminate top, fasteners included
- Back panel extends from bottom of fixed shelf to file hutch top
- One fixed shelf 12" from bottom, one adjustable shelf
- Ships assembled
- See magnetic shelf divider, page 43

H	D	W	Product #	Pkg Wt	Pkg Cube	Price
37	12 3/4	30	FLN 3012 ?	51 lb	10.6	\$541
37	12 3/4	36	FLN 3612 ?	60 lb	12.6	\$562
37	12 3/4	42	FLN 4212 ?	72 lb	14.6	\$577

SIN 711-3

How To Order:

Product #	First "?" (drawer front style)	Product #	Second "?" (metal color)
RG (Combo Lateral)	S (Satin Nickel)	J3B4 (4 drw 2-high)	668 (GO Black)

TRACE™ Combo Lateral File/Storage Cabinet

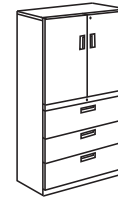
- All new finish heights
- Full-width ("proud") drawer fronts and doors
- Includes two UM Series locks, keyed alike
- Units with 2-high cupboards allow binder storage on one shelf
- Units with 3-high cupboards allow binder storage on two shelves
- No counterweight is necessary, but if desired add the suffix "W" to the product number and \$156 list to the price
- All drawer fronts and bins are standard height
- See lateral accessories, pages 42-43



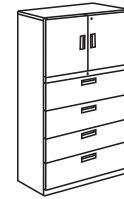
2 drawer, 38" cupboard, 65 7/8"



3 drawer, 27" cupboard, 65 7/8"



3 drawer, 38" cupboard, 77 3/8"



4 drawer, 27" cupboard, 77 3/8"

H	D	W	Product #	# 12" Drws	Cpbd Ht	Pkg Wt	Pkg Cube	Price
51 3/8	18 1/4	30	RG ? G7B9 ?	2 drawer	2-high	166 lb	22.0 ft	\$1,663
51 3/8	18 1/4	36	RG ? G8B9 ?	2 drawer	2-high	181 lb	25.8 ft	\$1,978
51 3/8	18 1/4	42	RG ? G9B9 ?	2 drawer	2-high	206 lb	28.6 ft	\$2,152
65 7/8	18 1/4	30	RG ? H1B2 ?	2 drawer	3-high	188 lb	26.0 ft	\$1,987
65 7/8	18 1/4	36	RG ? H2B2 ?	2 drawer	3-high	203 lb	30.8 ft	\$2,210
65 7/8	18 1/4	42	RG ? H3B2 ?	2 drawer	3-high	234 lb	35.6 ft	\$2,436
65 7/8	18 1/4	30	RG ? H4B3 ?	3 drawer	2-high	183 lb	26.0 ft	\$2,048
65 7/8	18 1/4	36	RG ? H5B3 ?	3 drawer	2-high	212 lb	30.8 ft	\$2,274
65 7/8	18 1/4	42	RG ? H6B3 ?	3 drawer	2-high	231 lb	35.6 ft	\$2,534
77 3/8	18 1/4	30	RG ? H7B1 ?	3 drawer	3-high	206 lb	30.7 ft	\$2,370
77 3/8	18 1/4	36	RG ? H8B1 ?	3 drawer	3-high	234 lb	36.4 ft	\$2,634
77 3/8	18 1/4	42	RG ? H9B1 ?	3 drawer	3-high	260 lb	42.1 ft	\$2,934
77 3/8	18 1/4	30	RG ? J1B4 ?	4 drawer	2-high	210 lb	30.7 ft	\$2,429
77 3/8	18 1/4	36	RG ? J2B4 ?	4 drawer	2-high	230 lb	36.4 ft	\$2,702
77 3/8	18 1/4	42	RG ? J3B4 ?	4 drawer	2-high	254 lb	42.1 ft	\$3,009

Fronts Available:

- A: Full Pull
- B: S-9000 (Classic pull on cupboard doors)
- F: Square, Recessed (Classic pull on cupboard doors)
- P: Square, P Pull (Classic pull on cupboard doors)
- S: Square, Satin Nickel
- K: Square, Camber
- R: Square, Chunky
- W: Square, Twist

TRACE™ Combo Lateral File/Open Shelves

- All new finish heights
- Full-width ("proud") drawer fronts
- Include one UM Series lock
- Units with 2-high shelves allow binder storage on one shelf
- Units with 3-high shelves allow binder storage on two shelves
- No counterweight is necessary, but if desired add the suffix "W" to the product number and \$156 list to the price
- All drawer fronts and bins are standard height
- Radiused front styles not available as top lock strip is square
- See lateral accessories, pages 42-43



2 drawer 38" shelves 65 7/8"



3 drawer 27" shelves 65 7/8"



3 drawer 38" shelves 77 3/8"



4 drawer 27" shelves 77 3/8"

H	D	W	Product #	# 12" Drws	Shelf Ht	Pkg Wt	Pkg Cube	Price
51 3/8	18 1/4	30	RG ? F1A8 ?	2 drawer	2-high	159 lb	22.0 ft	\$1,557
51 3/8	18 1/4	36	RG ? F2A8 ?	2 drawer	2-high	188 lb	25.8 ft	\$1,710
51 3/8	18 1/4	42	RG ? F3A8 ?	2 drawer	2-high	199 lb	28.6 ft	\$1,884
65 7/8	18 1/4	30	RG ? F490 ?	2 drawer	3-high	174 lb	26.0 ft	\$1,789
65 7/8	18 1/4	36	RG ? F590 ?	2 drawer	3-high	200 lb	30.8 ft	\$2,010
65 7/8	18 1/4	42	RG ? F690 ?	2 drawer	3-high	216 lb	35.6 ft	\$2,236
65 7/8	18 1/4	30	RG ? F789 ?	3 drawer	2-high	168 lb	26.0 ft	\$1,882
65 7/8	18 1/4	36	RG ? F889 ?	3 drawer	2-high	194 lb	30.8 ft	\$2,109
65 7/8	18 1/4	42	RG ? F989 ?	3 drawer	2-high	212 lb	36.6 ft	\$2,368
77 3/8	18 1/4	30	RG ? G197 ?	3 drawer	3-high	183 lb	30.7 ft	\$2,172
77 3/8	18 1/4	36	RG ? G297 ?	3 drawer	3-high	206 lb	36.4 ft	\$2,436
77 3/8	18 1/4	42	RG ? G397 ?	3 drawer	3-high	229 lb	42.1 ft	\$2,734
77 3/8	18 1/4	30	RG ? G498 ?	4 drawer	2-high	179 lb	30.7 ft	\$2,264
77 3/8	18 1/4	36	RG ? G598 ?	4 drawer	2-high	202 lb	36.4 ft	\$2,536
77 3/8	18 1/4	42	RG ? G698 ?	4 drawer	2-high	224 lb	42.1 ft	\$2,842

Fronts Available:

- A: Full Pull
- B: S-9000
- F: Square, Recessed
- P: Square, P Pull
- S: Square, Satin Nickel
- K: Square, Camber
- R: Square, Chunky
- W: Square, Twist

Shelf load capacities:

- 30" shelf: 90 lbs
- 36" shelf: 105 lbs
- 42" shelf: 125 lbs

Drawer load capacities:

- 30" drawer: 70 lbs
- 36" drawer: 85 lbs
- 42" drawer: 100 lbs

How
To Order:

Product #	First "?" (drawer front style)	Product #	Second "?" (metal color)
AG (Aluminum Door Lateral)	A (Full Pull)	F490 (2 drw/3-high x 30" wide)	668 (GO Black)

TRACE™ Combo Lateral Aluminum Doors with Acrylic

- Full-width ("proud") drawer fronts and doors
- Anodized aluminum door frame is 1 3/4" wide, non-locking
- Matching aluminum handles included on doors
- Frosted acrylic insert is 1/8" thick
- Cupboard doors do not lock; single lock captures all drawers
- Units with 2-high cupboards allow binder storage on one shelf
- Units with 3-high cupboards allow binder storage on two shelves
- No counterweight is necessary, but if desired add the suffix "W" to the product number and \$156 list to the price
- See lateral accessories, pages 42-43



Fronts Available:

- A: Full Pull
- B: S-9000
- F: Square, Recessed
- P: Square, P Pull
- S: Square, Satin Nickel
- K: Square, Camber
- R: Square, Chunky
- W: Square, Twist



65 7/8"



65 7/8"



77 3/8"



77 3/8"


H	D	W	Product #	# 12" Drws	Cpbd Ht	Pkg Wt	Pkg Cube	Price
51 3/8	18 1/4	30	AG ? F1A8 ?	2 drawer	2-high	166 lb	22.0 ft	\$2,184
51 3/8	18 1/4	36	AG ? F2A8 ?	2 drawer	2-high	181 lb	25.8 ft	\$2,670
65 7/8	18 1/4	30	AG ? F490 ?	2 drawer	3-high	188 lb	26.0 ft	\$2,631
65 7/8	18 1/4	36	AG ? F590 ?	2 drawer	3-high	203 lb	30.8 ft	\$2,938
65 7/8	18 1/4	30	AG ? F789 ?	3 drawer	2-high	183 lb	26.0 ft	\$2,517
65 7/8	18 1/4	36	AG ? F889 ?	3 drawer	2-high	212 lb	30.8 ft	\$2,966
77 3/8	18 1/4	30	AG ? G197 ?	3 drawer	3-high	206 lb	30.7 ft	\$3,095
77 3/8	18 1/4	36	AG ? G297 ?	3 drawer	3-high	234 lb	36.4 ft	\$3,534
77 3/8	18 1/4	30	AG ? G498 ?	4 drawer	2-high	210 lb	30.7 ft	\$3,175
77 3/8	18 1/4	36	AG ? G598 ?	4 drawer	2-high	230 lb	36.4 ft	\$3,558

SIN 711-3

How To Order:

Product #	First "?" (drawer front style)	Product #	Second "?" (metal color)
WL (WSS Multidrawer Lateral)	A (Full Pull)	0104 (12"/6"/6"/30")	668 (GO Black)

TRACE™ Work Surface Supporting Lateral File



- Standard TRACE™ lateral file without top
- Standard depth: 18 1/4"
- Top channels designed to mount under work surface
- Safety interlock is included
- Counterweight is not required if installed beneath a desk work surface, or otherwise anchored or ganged to another file. See page 42



Fronts Available:
All GO fronts

H	D	W	Product #	Drawer Options	Pkg Wt	Pkg Cube	Price
27 3/4	18 1/4	30	RG ? C301 ? NT	2 drawer	80 lb	11.8 ft	\$832
27 3/4	18 1/4	36	RG ? C401 ? NT	2 drawer	102 lb	14.0 ft	\$913
27 3/4	18 1/4	42	RG ? C501 ? NT	2 drawer	115 lb	16.2 ft	\$972

TRACE™ Work Surface Supporting Multidrawer FileCenter




12-12-30

- Top channels designed to mount under work surface
- Standard depth: 18 1/4"
- All drawers include full-extension steel ball bearing slides



Fronts Available:
All GO fronts

H	D	W	Product #	Cabinet Style	Pkg Wt	Pkg Cube	Price
27 3/4	18 1/4	30 1/2	WL ? 0102 ?	12"/12"/30"	95 lb	11.8 ft	\$1,075
27 3/4	18 1/4	30 1/2	WL ? 0103 ?	6"/6"/12"/30"	105 lb	11.8 ft	\$1,125
27 3/4	18 1/4	30 1/2	WL ? 0104 ?	12"/6"/6"/30"	105 lb	11.8 ft	\$1,125



6-6-12-30

TRACE™ Freestanding Multidrawer FileCenter With Metal Top



12-12-30

- Structurally identical to work surface supporting multidrawer FileCenter
- Safety interlock and counterweight ensure stability



Fronts Available:
All GO fronts

H	D	W	Product #	Cabinet Style	Pkg Wt	Pkg Cube	Price
28 3/8	18 1/4	30 1/2	WL ? 0102 ? T	12"/12"/30"	109 lb	11.8 ft	\$1,387
28 3/8	18 1/4	30 1/2	WL ? 0103 ? T	6"/6"/12"/30"	119 lb	11.8 ft	\$1,471
28 3/8	18 1/4	30 1/2	WL ? 0104 ? T	12"/6"/6"/30"	119 lb	11.8 ft	\$1,471



6-6-12-30

TRACE™ Freestanding Multidrawer FileCenter With Laminate Top




12-12-30

- Structurally identical to work surface supporting multidrawer FileCenter
- Safety interlock and counterweight ensure stability
- Please specify laminate and edge band selection after the cabinet color



Fronts Available:
All GO fronts

H	D	W	Product #	Cabinet Style	Pkg Wt	Pkg Cube	Price
29	18 1/4	30 1/2	WL ? 0102 ??	12"/12"/30"	109 lb	11.8 ft	\$1,835
29	18 1/4	30 1/2	WL ? 0103 ??	6"/6"/12"/30"	119 lb	11.8 ft	\$1,906
29	18 1/4	30 1/2	WL ? 0104 ??	12"/6"/6"/30"	119 lb	11.8 ft	\$1,906



6-6-12-30

Because the laminate top carries a square front vertical edge, it is not recommended for use with cabinets that include radiused drawer fronts.

How To Order:


Product #	First "?" (drawer front style)	Product #	Second "?" (metal color)
COL (Full Depth WSS Lateral)	A (Full Pull)	9701 (36" wide)	719 (GO Storm)



A full depth lateral file which is 23 1/2" deep, will not fit under a 24" deep work surface and allow for the standard 1/2" set-back.

TRACE™ Full Depth Work Surface Supporting Lateral File

- Includes 21 1/3" deep lateral bin
- If installed at the end of a desk run, eliminates the need for a panel leg
- Caution when installing a full depth lateral beneath a 24" deep work surface: this 23 1/2" cabinet depth does not allow for the typical 1/2" set-back beneath front and back surfaces. When installed next to a 23" depth panel leg, cabinet will be deeper than the leg itself. Not appropriate for use with a modesty panel
- Includes file bars for side-to-side filing
- File conversion bars for front-to-back filing sold separately (see below)

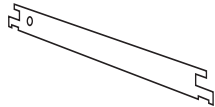


Fronts Available:

- A: Full Pull
- F: Square, Recessed
- S: Square, Satin Nickel
- K: Square, Camber
- R: Square, Chunky
- W: Square, Twist

H	D	W	Product #	Drawer Options	Pkg Wt	Pkg Cube	Price
27 3/4	23 1/2	30	COL ? 9601 ???	2 drawer	128 lb	17.8	\$1,515
27 3/4	23 1/2	36	COL ? 9701 ???	2 drawer	139 lb	19.1	\$1,853
27 3/4	23 1/2	42	COL ? 9801 ???	2 drawer	154 lb	22.0	\$2,269

Full Depth File Conversion Bar




- Bars designed specifically for full-depth lateral drawers
- Maximize storage capacity by filing front-to-back

Product #	Package	Pkg Wt	Pkg Cube	Price
LME 4600 19	(2) file bars	2 lb	.7 ft	\$18
LME 6600 19	(4) file bars	3 lb	.7 ft	\$28


"How many full depth file conversion bars do I need?"



- 30" Wide Full Depth Lateral**
- 2 file conversion bars per drawer
 - 20.5" x 2 rows = 41" filing space



- 36" Wide Full Depth Lateral**
- 2 file conversion bars per drawer
 - 20.5" x 2 rows = 41" filing space



- 42" Full Depth Lateral**
- 4 file conversion bars per drawer
 - 20.5" x 3 rows = 61.5" filing space

SIN 711-3

TRACE™ Counterweight – Factory Installed

- You may choose to have counterweights installed in the factory prior to shipment

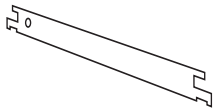
Product #	Description	Price
Add a "W" suffix to the lateral file product number	2 drawer c-wt	\$198
	3 drawer c-wt	\$198
	4 drawer c-wt	\$156
	5 drawer c-wt	\$156
	6 drawer c-wt	\$73

TRACE™ Counterweight – Sold Separately

- In order to satisfy ANSI-BIFMA standards for stability, counterweights are required for all lateral files that include roll-out drawers or shelves
- Fixed shelf lateral files do not require counterweights, nor do lateral files that are anchored to a wall or ganged together. See specific lateral file descriptions to determine counterweight requirements
- These counterweights are shipped separately to be installed at the worksite

Product #	Description	Pkg Wt	Pkg Cube	Price
TRA 2300	2 drawer c-wt	42 lb	.7 ft	\$198
TRA 2300	3 drawer c-wt	42 lb	.7 ft	\$198
TRA 4500	4 drawer c-wt	31.5 lb	.6 ft	\$156
TRA 4500	5 drawer c-wt	31.5 lb	.6 ft	\$156
TRA 6000	6 drawer c-wt	10.5 lb	.6 ft	\$73

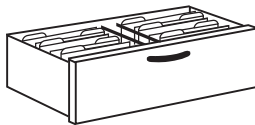
Standard Lateral File Conversion Bar



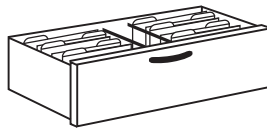
- Conversion bars allow for front-to-back filing in 18 1/4" and 17 3/8" deep lateral files. Will not fit full-depth lateral files. Use 2 bars each in 36" and 42" lateral drawers for legal size filing

Product #	Description	Pkg Wt	Pkg Cube	Price
LME 4500 19	(package of 4)	2 lb	.8 ft	\$26

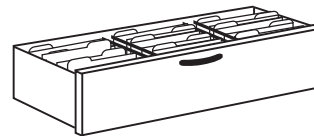
"How many standard file conversion bars do I need?"



- 30" Wide Lateral**
- 2 file conversion bars per drawer
 - 15.5" x 2 rows = 31" filing space

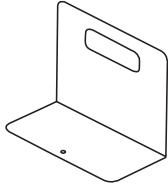


- 36" Wide Lateral**
- 2 file conversion bars per drawer
 - 15.5" x 2 rows = 31" filing space



- 42" Wide Lateral**
- 4 file conversion bars per drawer
 - 15.5" x 3 rows = 46.5" filing space

Magnetic Shelf Divider



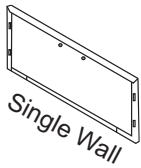
- Black magnetic dividers are 7.5" tall and 8" wide, with a 4" base. Magnet is 7 7/8" x 3"
- Appropriate for use on any lateral file drawer or shelf, bookcase, over storage hutch, double door storage cabinet, overhead storage cabinet or overhead shelf

Magnetic Label

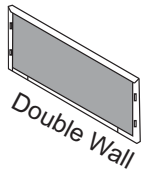


- Magnetic labels adhere to any metal surface to identify drawer contents
- Labels consist of 3" x 1" clear plastic sleeve, with card stock insert

TRACE™ Double Wall Drawer Front Upgrade



- Lateral files may be upgraded to include a metal close-out plate fastened behind the drawer front, with sound-absorbing corrugated material inserted between
- Provides a quieter, heavier feel when opening and closing the drawer



Fronts Available:

- S: Square Front, Satin Nickel
- K: Square Front, Camber Pull
- R: Square Front, Chunky pull
- W: Square Front, Twist Pull

Product #	Package	Pkg Wt	Pkg Cube	Price
LFM 300 30	(package of 3)	4.0 lb	2 ft	\$61

Product #	Package	Pkg Wt	Pkg Cube	Price
TGOX 000 11K	(package of 10)	N/A	N/A	\$21

Product #	Price
Add "U" suffix to the product number.	Price per drawer \$62

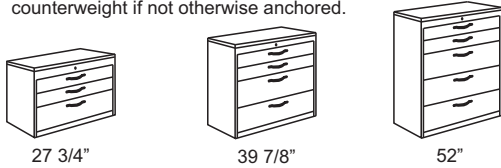
How
To Order:

Product #	First "?" (drawer front style)	Product #	Second "?" (metal color)
RG (Recessed Front Lateral)	A (Full Pull)	0940 (52"h, 42"w, 6-6-12-12)	668 (GO Black)

Lateral Files with 6" Drawer

- Recessed fronts
- Finish heights, base heights, front height are different from TRACE™ products
- Full extension slides, safety interlock included
- Inside drawer height clearance: 5 5/8"
- Includes UM Series lock (for other lock options, see page 9)
- Metal wire CD holders and drawer dividers sold separately (see below)

All laterals with 6" drawers listed on this page do require a counterweight if not otherwise anchored.



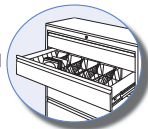
- ! Fronts Available:**
- A: Full Pull
 - C: Radiused, Droop Loop
 - G: Radiused, Straight Loop
 - N: Radiused, Satin Nickel
 - S: Square, Satin Nickel
 - K: Square, Camber
 - R: Square, Chunky
 - W: Square, Twist

H	D	W	Product #	Drw Options	Pkg Wt	Pkg Cube	Price
27 3/4	17 3/8	30	RG ? 0138 ?	(2) 6" drws (1) 12" drw	103 lb	11.8 ft	\$1,285
27 3/4	17 3/8	36	RG ? 0238 ?	(2) 6" drws (1) 12" drw	120 lb	14.0 ft	\$1,368
27 3/4	17 3/8	42	RG ? 0338 ?	(2) 6" drws (1) 12" drw	137 lb	16.2 ft	\$1,473
39 7/8	17 3/8	30	RG ? 0441 ?	(2) 6" drws (2) 12" drw	139 lb	16.5 ft	\$1,548
39 7/8	17 3/8	36	RG ? 0541 ?	(2) 6" drws (2) 12" drw	162 lb	19.6 ft	\$1,704
39 7/8	17 3/8	42	RG ? 0641 ?	(2) 6" drws (2) 12" drw	185 lb	22.7 ft	\$1,889
52	17 3/8	30	RG ? 0740 ?	(2) 6" drws (3) 12" drws	176 lb	21.3 ft	\$1,876
52	17 3/8	36	RG ? 0840 ?	(2) 6" drws (3) 12" drws	204 lb	25.2 ft	\$2,057
52	17 3/8	42	RG ? 0940 ?	(2) 6" drws (3) 12" drws	232 lb	29.1 ft	\$2,237

CD Rack



- Designed to fit into our 6" tall lateral drawers, these black plastic-coated wire racks each hold 30 standard CD cases, spine up. Sold in sets of 4, 6 and 7 CD racks



CD Racks in Lateral File

Lateral Drw. Width:	#CD Racks:
30" wide	4
36" wide	6
42" wide	7

H	D	W	Product #	Drw Options	Pkg Wt	Pkg Cube	Price
4	15 5/8	5 5/8	LCD 430	4 CD Racks	4 lb	1.6 ft	\$97
			LCD 636	6 CD Racks	5 lb	1.6 ft	\$151
			LCD 742	7 CD Racks	5 lb	1.6 ft	\$170

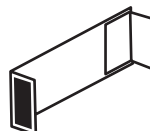
Magnetic Drawer Dividers - 6" Drawer

Similar to our larger magnetic divider shown on page 43, these smaller dividers fit inside 6" lateral drawer bins to create sectioned storage space. Often used to organize office supplies or small tools, dividers are infinitely re-configurable.

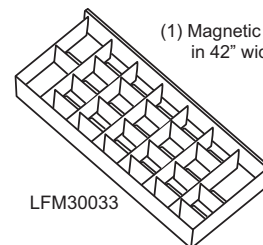
- Black steel dividers
- 16" width divider fits front-to-back in drawer bin
- 5" widths create side-to-side dividers
- All dividers are 5" high
- Magnets may attach to drawer bin bottom or sides



Horizontal Divider
5" w x 5" h



Vertical Divider
16" w x 5" h



(1) Magnetic divider kit as shown in 42" wide lateral drawer

Description	Product #	Price
Magnetic divider kit - includes 6 vertical dividers 18 horizontal dividers	LFM30033	\$435

SIN 711-3

How To Order:

Product #	First "?" (drawer front style)	Product #	Second "?" (metal color)
RG (Recessed Front Lateral)	A (Full Pull)	1049 (64"h, 30"w, (4) 15" fronts)	668 (GO Black)

12" Receding Door Lateral File with Roll-Out Shelves

This is the lateral file Great Openings has been selling since our inception. It is not included in the TRACE™ collection of products because the fronts are not full-width and the finish heights, base height, and drawer front heights are not consistent with those of the TRACE™ products.

- Recessed fronts, available with all standard GO front styles
- All doors flip-up and recede inside the cabinet
- All roll-out shelves
- 10" inside clear height, 15 3/4" inside clear depth
- Full extension slides, safety interlock included
- Counterweight required for all laterals if not otherwise anchored
- Includes UM Series lock
- Leveling glides allow for 7/8" adjustment

Roll-out shelf load capacities:

- 30" shelf: 70 lbs
- 36" shelf: 85 lbs
- 42" shelf: 100 lbs

Fronts Available:
All GO fronts

H	D	W	Product #	Cabinet Style	Pkg Wt	Pkg Cube	Price
27 3/4	17 3/8	30	RG ? 0142 ?	2 drawer	82 lb	11.8 ft	\$1,222
27 3/4	17 3/8	36	RG ? 0242 ?	2 drawer	104 lb	13.98 ft	\$1,423
27 3/4	17 3/8	42	RG ? 0342 ?	2 drawer	118 lb	16.2 ft	\$1,595
39 7/8	17 3/8	30	RG ? 0443 ?	3 drawer	96 lb	16.5 ft	\$1,719
39 7/8	17 3/8	36	RG ? 0543 ?	3 drawer	127 lb	19.6 ft	\$1,941
39 7/8	17 3/8	42	RG ? 0643 ?	3 drawer	158 lb	22.7 ft	\$2,169
52	17 3/8	30	RG ? 0744 ?	4 drawer	147 lb	21.3 ft	\$2,169
52	17 3/8	36	RG ? 0844 ?	4 drawer	171 lb	25.2 ft	\$2,465
52	17 3/8	42	RG ? 0944 ?	4 drawer	204 lb	29.1 ft	\$2,749
64 1/8	17 3/8	30	RG ? 1045 ?	5 drawer	181 lb	26.0 ft	\$2,652
64 1/8	17 3/8	36	RG ? 1145 ?	5 drawer	216 lb	30.8 ft	\$2,976
64 1/8	17 3/8	42	RG ? 1245 ?	5 drawer	238 lb	35.6 ft	\$3,321



27 3/4"



39 7/8"



52"



64 1/8"

15" Receding Door Lateral File with Fixed Shelves

This is the lateral file Great Openings has been selling since our inception. It is not included in the TRACE™ collection of products because the fronts are not full-width and the finish heights, base height, and drawer front heights are not consistent with those of the TRACE™ products.

- All doors flip-up and recede inside the cabinet
- All fixed shelves
- 13" inside clear height, 15 3/4" inside clear depth
- No counterweight is necessary
- Includes UM Series lock
- Leveling glides allow for 7/8" adjustment

Fixed shelf load capacities:

- 30" shelf: 90 lbs
- 36" shelf: 105 lbs
- 42" shelf: 125 lbs

Fronts Available:
A: Full Pull
F: Square, Recessed
K: Square, Camber
P: Square, P Pull
R: Square, Chunky
S: Square, Satin Nickel
W: Square, Twist

H	D	W	Product #	Cabinet Style	Pkg Wt	Pkg Cube	Price
64 1/8	17 3/8	30	RG ? 1049 ?	4 door	178 lb	26.0 ft	\$1,658
64 1/8	17 3/8	36	RG ? 1149 ?	4 door	213 lb	30.8 ft	\$1,844
64 1/8	17 3/8	42	RG ? 1249 ?	4 door	228 lb	35.6 ft	\$2,030
79 3/8	17 3/8	30	RG ? 1650 ?	5 door	186 lb	26.0 ft	\$2,037
79 3/8	17 3/8	36	RG ? 1750 ?	5 door	220 lb	37.7 ft	\$2,266
79 3/8	17 3/8	42	RG ? 1850 ?	5 door	238 lb	43.6 ft	\$2,493




64 1/8"



79 3/8"

Recessed Front Individual-Locking Drawer Lateral File



- Any standard 2, 3, and 4-high lateral file with all 12" drawers may be upgraded to include individual security locks on each drawer
- Non-UM Series high security lock is double-bit, and catches drawer fronts on both sides
- Does not include security pan between drawers
- Does not include standard gang lock, but does include safety interlock

Fronts Available:
All GO fronts

Product #	Price Per Drawer
Add an "RY" as a suffix to the lateral product number Add \$121 to the list price per drawer of the standard lateral file.	\$126

**Recessed Front Lateral Files
Counterweight – Factory Installed**

- You may choose to have counterweights installed in the factory prior to shipment

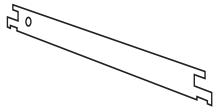
Product #	Description	Price
Add a "W" suffix to the lateral file product number	2 drawer c-wt	\$208
	3 drawer c-wt	\$177
	4 drawer c-wt	\$120
	5 drawer c-wt	\$73

**Recessed Front Lateral Files
Counterweight – Sold Separately**

- In order to satisfy ANSI-BIFMA standards for stability, counterweights are required for all lateral files that include roll-out drawers or shelves
- Fixed shelf lateral files do not require counterweights, nor do lateral files that are anchored to a wall or ganged together. See specific lateral file descriptions to determine counterweight requirements
- These counterweights are shipped separately to be installed at the work site

Product #	Description	Pkg Wt	Pkg Cube	Price
SME 220019	2 drawer c-wt	45 lb	.7 ft	\$208
SME 230019	3 drawer c-wt	35 lb	.7 ft	\$177
SME 240019	4 drawer c-wt	25 lb	.6 ft	\$120
SME 250019	5 drawer c-wt	10 lb	.6 ft	\$73


Standard Lateral File Conversion Bar



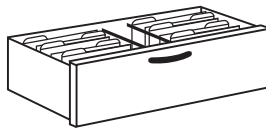
- Conversion bars allow for front-to-back filing in 18 1/4" and 17 3/8" deep lateral files. Will not fit full-depth lateral files. Use 2 bars each in 36" and 42" lateral drawers for legal size filing

Product #	Description	Pkg Wt	Pkg Cube	Price
LME 4500 19	(package of 4)	2 lb	.8 ft	\$26

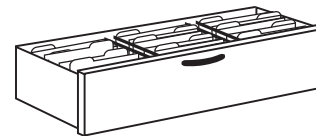
"How many standard file conversion bars do I need?"



- 30" Wide Lateral**
- 2 file conversion bars per drawer
 - 15.5" x 2 rows = 31" filing space

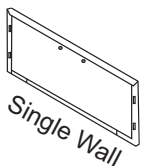


- 36" Wide Lateral**
- 2 file conversion bars per drawer
 - 15.5" x 2 rows = 31" filing space

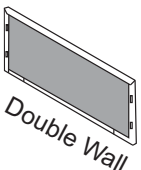


- 42" Wide Lateral**
- 4 file conversion bars per drawer
 - 15.5" x 3 rows = 46.5" filing space

**Recessed Front Lateral Files
Double Wall Drawer Front Upgrade**



- Lateral files may be upgraded to include a metal close-out plate fastened behind the drawer front, with sound-absorbing corrugated material inserted between
- Provides a quieter, heavier feel when opening and closing the drawer
- Not available on 15" flipper doors or 6" drawers



Fronts Available:

- S: Square Front, Satin Nickel
- K: Square Front, Camber Pull
- R: Square Front, Chunky pull
- W: Square Front, Twist Pull
- G: Radiused Front, Straight Loop
- I: Radiused Front, HW Pull
- N: Radiused Front, Satin Nickel
- P: Square Front, P Pull

Product #	Price
Add "U" suffix to the product number.	Price per drawer \$62

TRACE™ Pedestal Frequently Asked Questions

Trace™ pedestals feature horizontal lines and full-width fronts consistent with all other TRACE™ products.

Basic Construction:

- All Great Openings products meet or exceed applicable ANSI-BIFMA standards for durability and safety
- A lifetime warranty ensures long-lasting performance and after-sale support
- Steel frame construction is welded and channels are formed in key areas for strength
- Reinforced vertical and horizontal channels for dimensional stability
- Top and side channels are 18 – 21 gauge cold rolled steel
- Outer panels and drawer bin are 22 gauge steel, drawer fronts are 20 gauge steel

Lock System:

- Pedestals come standard with randomly-assigned UM Series locks (#226-425)
- UM locks are black-faced, master-keyed, and core-removable
- Locks may be keyed-alike in the field
- Other key series are available, including Haworth SL, bright nickel LL, and Knoll K. Please see page 9 for details
- TRACE™ pedestals may be ordered to include individually locking fronts (see pedestal accessories)

Features:

- Four leveling glides with 1 5/8" adjustment ensure proper drawer alignment and operation
- All drawers include full-extension steel ball-bearing slides
- Slides include "anti-rebound" and "quick disconnect" features
- File dividers allow for side-to-side filing, and are sold separately
- Drawer fronts include rubber bumpers, for quiet operation

Counterweights:

- Freestanding, mobile, and cushion pedestals include a counterweight factory-installed
- Counterweights are not necessary for work surface supporting or hanging pedestals

Options and Accessories:

- 6" box drawer dividers, 12" file drawer dividers that allow for side-to-side filing, and pencil trays are sold separately
- Laminate fronts are available. See page 3 for details
- Fronts are mechanically fastened and removable to maximize design flexibility
- Double wall drawer front for increased sound deadening is available as an upgrade
- Individually locking security drawers are available as an upgrade

Inner Drawer Dimensions:

- Inside clear drawer bin width: 12.125"
- Inside clear drawer bin depths: 18" dp ped: 15.2", 22" dp ped: 18.25", 28" dp ped: 24.25"
- Inside clear drawer bin height: file drawer: 9.5", box drawer: 4.5", pencil drawer: 1.75"

Inner Dimensions For Pedestal Locker:

- 18" deep ped locker: 13.75" wide x 17" deep x 23" high
- 22" deep ped locker: 13.75" wide x 21" deep x 23" high

PEDESTAL
FILES

How To Order:

Product #	First "?" (drawer front style)	Product #	Second "?" (metal color)
EL (WSS Pedestal)	P (Square P)	3109 (f/f, 27 7/8")	668 (GO Storm)

TRACE™ Work Surface Supporting Pedestal



file/file

- Top channels attach to work surface
- Special 27" height accommodates low profile work surface
- Work surface supporting pedestal lock strips are welded on, so it is not possible to change lock series in the field
- See pedestal accessories, page 51



box/box/file



Fronts Available:
Box and File Drawers:
All GO fronts

Pencil Drawers:
All available except:
B, D, F, I, & P

H	D	W	Product #	Drawer Options	Pkg Wt	Pkg Cube	Price
27 3/4	17 7/8	15 1/4	EL ? 2909 ?	file/file	51 lb	7.2 ft	\$539
			EL ? 2911 ?	box/box/file	53 lb	7.2 ft	\$585
27 3/4	21 7/8	15 1/4	EL ? 3009 ?	file/file	56 lb	8.6 ft	\$545
			EL ? 3011 ?	box/box/file	59 lb	8.6 ft	\$596
27 3/4	27 7/8	15 1/4	EL ? 3109 ?	file/file	67 lb	10.6 ft	\$620
			EL ? 3111 ?	box/box/file	70 lb	10.6 ft	\$649
27	21 7/8	15 1/4	EL ? 3309 ?	file/file	55 lb	8.4 ft	\$568
			EL ? 3311 ?	box/box/file	58 lb	8.4 ft	\$627
24 3/4	21 7/8	15 1/4	EL ? 2719 ?	pencil/box/file	56 lb	8.2 ft	\$597
24 3/4	27 7/8	15 1/4	EL ? 2819 ?	pencil/box/file	67 lb	10.2 ft	\$649

TRACE™ Work Surface Supporting Pedestal Locker



hinge on left

- Top channels attach to work surface
- Cupboard door may hinge right or left
- One adjustable shelf
- Binder height storage on one shelf only
- See magnetic shelf divider, page 43



Fronts Available:
All available except:
B, P, & I

H	D	W	Product #	Hinge Location	Pkg Wt	Pkg Cube	Price
27 3/4	21 7/8	15 1/4	CPRU ? 2721 ?	right	52 lb	8.6 ft	\$624
27 3/4	21 7/8	15 1/4	CPLU ? 2721 ?	left	52 lb	8.6 ft	\$624

TRACE™ Hanging Pedestal



- Hangs from work surface
- Quick-mount attachment with fasteners
- See pedestal accessories, page 51



Fronts Available:
All GO fronts

H	D	W	Product #	Drawer Options	Pkg Wt	Pkg Cube	Price
19 3/8	17 7/8	15 1/4	EL ? 0503 ?	box/file	40 lb	5.3 ft	\$395
19 3/8	21 7/8	15 1/4	EL ? 0603 ?	box/file	43 lb	5.3 ft	\$406
25	21 7/8	15 1/4	EL ? 1211 ?	box/box/file	52 lb	8.6 ft	\$590
25	21 7/8	15 1/4	EL ? 1209 ?	file/file	52 lb	8.6 ft	\$540

TRACE™ Freestanding Pedestal



file/file



box/box/file

- Stationary pedestal includes counterweight
- See pedestal accessories, page 51



Fronts Available:
All GO fronts

H	D	W	Product #	Drawer Options	Pkg Wt	Pkg Cube	Price
27 3/4	18 7/8	15 1/4	EL ? 6109 ?	file/file	68 lb	7.6 ft	\$551
			EL ? 6111 ?	box/box/file	70 lb	7.6 ft	\$599
27 3/4	21 7/8	15 1/4	EL ? 5109 ?	file/file	74 lb	8.6 ft	\$566
			EL ? 5111 ?	box/box/file	76 lb	8.6 ft	\$617
27 3/4	27 7/8	15 1/4	EL ? 5309 ?	file/file	83 lb	10.6 ft	\$637
			EL ? 5311 ?	box/box/file	86 lb	10.6 ft	\$691

SIN 711-3

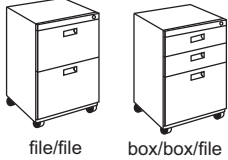
How To Order:

Product #	First "?" (drawer front style)	Product #	Second "?" (metal color)
EL (Mobile Pedestal)	I (Radiused, HW)	2211 (27 7/8" deep)	571 (Vanadium)

Ordering COM Fabric?

See page 8

TRACE™ Mobile Pedestal



- Four 37 mm black plastic casters, 2 locking & 2 non-locking
- Counterweight included for stability
- Special 21 1/8" height stows underneath work surface
- See pedestal accessories, page 51

Fronts Available:
All GO fronts

TRACE™ Pencil/Box/File Mobile Pedestal



pencil/box/file

- 3" pencil drawer on top
- Inside height of pencil drawer: 1 3/4"
- Four 37 mm black plastic casters, 2 locking & 2 non-locking

Fronts Available:
A: Full Pull
C: Radiused, Droop Loop
G: Radiused, Straight Loop
N: Radiused, Satin Nickel
S: Square, Satin Nickel
K: Square, Camber
R: Square, Chunky
W: Square, Twist

TRACE™ Cushion Mobile Pedestal



box/file



Translucent Caster

- Box/file mobile pedestal
- Counterweight included for stability
- 1 1/2" cushion attaches to full metal top with dual-lock-strips
- When any loop pull is designated, a matching loop pull is included on the lock strip
- When any non-loop pull is designated, a Satin Nickel loop pull is included on the lock strip
- Two caster options available:
 - Black 37mm plastic (2 locking & 2 non-locking)
 - Translucent 50 mm (all four casters non-locking)
- Please specify cushion fabric selection

Fronts Available:
All GO fronts

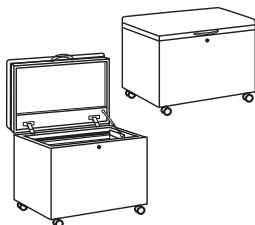
TRACE™ Cushion Mobile FileCenter



- 1 1/2" cushion attaches to full metal top with dual-lock strips
- All drawers include full extension slides
- Two caster options available:
 - Black 75mm plastic (2 locking & 2 non-locking)
 - Translucent 50 mm (all four casters non-locking)
- Please specify cushion fabric selection

Fronts Available:
All GO fronts

TRACE™ Great Openings' (GO) Cart



- Mobile cart with cushion and top-access storage
- Locking hinged top
- Available with UM or LL series lock
- Includes easy-down closing mechanism
- N: Satin nickel loop pull included on top front
- Cushion is 1" foam, attaches magnetically
- Inner clear height: 12 3/8", clear depth: 13", clear width: 21"
- File bars (included) for side-to-side filing
- Accessories available: pedestal pencil tray (page 51) and lateral file conversion bars for front-to-back filing (page 47)
- Caster options identical to those on Cushion Mobile Pedestal
- Please specify cushion fabric selection

H	D	W	Product #	Drawer Options	Pkg Wt	Pkg Cube	Price
26 7/8	18 7/8	15 1/4	EL ? 2009 ?	file/file	60 lb	7.0 ft	\$593
			EL ? 2011 ?	box/box/file	64 lb	7.0 ft	\$655
26 7/8	21 7/8	15 1/4	EL ? 2109 ?	file/file	68 lb	8.0 ft	\$601
			EL ? 2111 ?	box/box/file	73 lb	8.0 ft	\$661
26 7/8	27 7/8	15 1/4	EL ? 2209 ?	file/file	79 lb	10.0 ft	\$671
			EL ? 2211 ?	box/box/file	85 lb	10.0 ft	\$707
21 1/8	18 7/8	15 1/4	EL ? 1403 ?	box/file	54 lb	5.6 ft	\$544
21 1/8	21 7/8	15 1/4	EL ? 1503 ?	box/file	63 lb	6.3 ft	\$556
21 1/8	27 7/8	15 1/4	EL ? 1603 ?	box/file	73 lb	7.8 ft	\$604

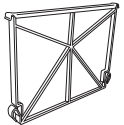
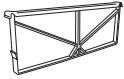
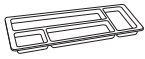
H	D	W	Product #	Drawer Options	Pkg Wt	Pkg Cube	Price
24	18 7/8	15 1/4	EL ? 1719 ?	pencil/box/file	63 lb	5.3 ft	\$649
24	21 7/8	15 1/4	EL ? 1819 ?	pencil/box/file	71 lb	6.3 ft	\$673
24	27 7/8	15 1/4	EL ? 1919 ?	pencil/box/file	83 lb	9.0 ft	\$688

H	D	W	Product #	Caster Style	Pkg Wt	Pkg Cube	Price
23	18 7/8	15 1/4	U ? 1403 ?? N	black	60 lb	5.9 ft	\$758
23	21 7/8	15 1/4	U ? 1503 ?? N	black	70 lb	6.6 ft	\$771
23	18 7/8	15 1/4	T ? 1403 ?? N	translucent	60 lb	5.9 ft	\$869
23	21 7/8	15 1/4	T ? 1503 ?? N	translucent	70 lb	6.6 ft	\$881

H	D	W	Product #	Caster Style	Pkg Wt	Pkg Cube	Price
24 1/8	18 3/8	30 1/2	FL ? 0108 ??	black	120 lb	12.2 ft	\$1,512
24 1/3	18 3/8	30 1/2	FL ? 0111 ??	translucent	120 lb	12.2 ft	\$1,863

H	D	W	Product #	Caster Style	Pkg Wt	Pkg Cube	Price
17	15 1/4	23 1/2	EGO 4526 ??	black	40 lb	8.8 ft	\$900
18	15 1/4	23 1/2	EGO 4525 ??	translucent	40 lb	8.8 ft	\$950

**Pedestal Accessory Package
Installed Prior to Shipment**



- Black plastic pencil tray includes 4 compartments and sits on top of drawer bin sides
- Black plastic drawer dividers snap in place. The 12" drawer divider may also be used as a file conversion bar for side-to-side filing

Accessory package prices will be added to the standard pedestal prices.

Description	Product #	Options	Price
File/file pedestals will include two 12" drawer dividers.	Add "A" as a suffix to the product number.	file/file	\$25
Box/box/file will include two 6" drawer dividers, one 12" drawer divider, and one pencil tray.	Add "A" as a suffix to the product number.	box/box/file	\$43
Box/file will include one 6" divider, one 12" divider and one pencil tray.	Add "A" as a suffix to the product number.	box/file	\$35

Pedestal Accessories – Sold Separately

- Individual pedestal accessories, described above, are packaged and sold separately.

Description	Product #	Options	Price
Pencil Tray	VMEX 000 29-1	Single pencil tray	\$13
Box Drawer Divider	ECOX 1070-1	Single box drawer divider	\$10
File Drawer Divider	ECOX 1071-1	Single file drawer divider	\$13

Security Pedestal Upgrade



- Pedestals that include box or file drawers may be converted to a security unit by adding a lock to each drawer and a security shelf between each drawer
- This (non-UM) double-bit security lock is conical in shape and chrome plated. Please call our Customer Service for lead-time information

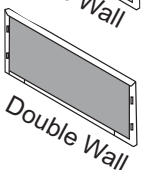
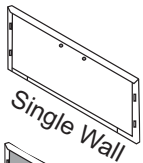
Security pedestal upgrade prices will be added to the standard pedestal price.

Description	Product #	Options	Price
Security Pedestal Upgrade	Add "EY" as a suffix to the product number.	file/file	\$215
		box/box/file	\$429



Fronts Available:
All available except:
B, P, & I

Double Wall Drawer Front Upgrade



- Pedestals with box or file drawers may be upgraded from single to double wall construction for increased closure sound dampening. (3" pencil drawers are double-walled as standard)
- Double Wall front upgrade prices will be added to the standard drawer price

Description	Product #	Options	Price
Double Wall Front Upgrade	Add "U" as a suffix to the product number.	Price per drawer	\$13

TRACE™ Tower Frequently Asked Questions

TRACE™ Collection

Trace™ towers feature horizontal lines and full-width fronts consistent with all other TRACE™ products.

Basic Construction:

- All Great Openings products meet or exceed applicable ANSI-BIFMA standards for durability and safety
- A lifetime warranty ensures long-lasting performance and after-sale support
- Steel frame construction is welded and channels are formed in key areas for strength
- Top, back, side, and center panels are 21 gauge metal
- Inner top, bottom, and side channels are 18 gauge steel, drawer and door fronts are 20-22 gauge steel
- Shelves are 18 gauge steel, and drawer bins are 22 gauge. Bottom pad is 16 gauge steel

For Your Safety:

- Casters, when included, are two locking and two non-locking
- Cupboard wardrobe towers include a safety interlock that allows only one drawer to open at a time
- Modular towers include counterweight when necessary to meet ANSI-BIFMA standards for stability

Lock System:

- All towers include either one or two locks. See specific product specs for details
- Locks are randomly-assigned UM Series (#226-425)
- UM locks are black-faced, master-keyed, and core-removable, and may be keyed-alike in the field
- Other key series are available, including Haworth SL, bright nickel LL, and Knoll K. Please see page 9 for details

Features:

- Cupboard shelf load capacity is 61 lbs
- All drawers include full-extension steel ball-bearing slides
- Slides include "anti-rebound" and "quick disconnect" features
- File drawer dividers allow for side-to-side filing, and are sold separately

Options and Accessories:

- 6" drawer dividers, 12" drawer dividers that allow for side-to-side filing, and pencil trays
- Fronts are mechanically fastened and removable to maximize design flexibility
- Laminate fronts are available for cupboard wardrobe towers. See page 3 for details
- Work surface support bracket attaches to bookcase wardrobe and pedestal towers with side bookcase
- Wardrobe dome top (solid metal or translucent) may be added to any 23 1/2" x 23 1/2" wardrobe tower
- Magnetic shelf divider, sold in packages of three, available as shelf or drawer dividers

Product Style	Inner Clear Height (in.)	Inner Clear Width (in.)	Inner Clear Depth (in.)
Cupboard Wardrobe Tower			
Coat closet in 65 7/8" tower	61.070	6.000	22.750
Coat closet 51 3/8" tower	46.575	6.000	22.750
Cupboard in 65 7/8" tower	37.250	12.500	22.750
Cupboard in 51 3/8" tower	22.800	12.500	22.750
Box drawer	4.500	12.125	18.810
File drawer	9.500	12.125	18.250
Adjustable shelf thickness	1.000	-	-
V-Ped Tower			
28" deep pedestal drawer	9.500	12.125	24.250
Bookcase Wardrobe Tower			
Coat closet in 65 7/8" tower	61.070	6.000	22.750
Coat closet in 51 3/8" tower	46.570	6.000	22.750
Bookcase in 65 7/8" tower	21.500	21.500	15.000
Bookcase in 51 3/8" tower	36.000	21.500	15.000
Box drawer	4.500	12.125	18.810
File drawer	9.500	12.125	18.250
Adjustable shelf thickness	1.000	-	-
Pedestal Tower with Cupboard			
Cupboard in 65 7/8" tower	37.250	12.500	22.750
Cupboard in 51 3/8" high tower	22.800	12.500	22.750
Adjustable shelf thickness	1.000	-	-
Bookcase Tower			
Bookcase in 65 7/8" tower	36.000	21.500	15.000
Bookcase in 51 3/8 tower	21.500	21.500	15.000
Box drawer	4.500	12.125	18.810
File drawer	9.500	12.125	18.250
Adjustable shelf thickness	1.000	-	-
Modular Tower			
Cupboard in 2-high d-door storage	20.850	22.000	22.500
Cupboard in 3-high d-door storage	32.350	22.000	22.500
Cupboard in 4-high d-door storage	43.850	22.000	22.500
Full depth lateral file drawer	10.750	20.250	20.250



Can I Customize?

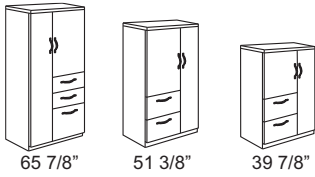
Towers with special heights, widths, depths, and drawer/cupboard configurations are one of our specialties!

Call for details

How To Order:

Product #	First "?" (drawer front style)	Product #	Second "?" (metal color)
DG (Cupboard Wardrobe Tower/left coat door)	A (Full Pull)	J854 (54 3/4" h, f/f)	668 (GO Black)

TRACE™ Cupboard Wardrobe Tower



- Single lock captures all doors and drawers
- Coat closet includes side-to-side coat rod
- 65 7/8" tower: two adjustable shelves
- 51 3/8" tower: one adjustable shelf
- Leveling glides allow for 7/8" adjustment

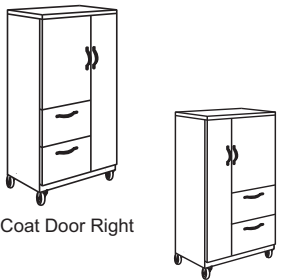
Fronts Not Available:

- B: S-9000 Pull
- I: Radiused, HW Pull

When ordered with the P: Square Front, the "P" pull will be used on drawers, and full width "Classic" pull on the doors

H	D	W	Product #	Coat Door	Drawer Options	Pkg Wt	Pkg Cube	Price
65 7/8	23 1/2	23 1/2	DG ? C254 ?	left	2 file drawers, 39" cupboard	193 lb	25.7 ft	\$2,169
			DG ? C272 ?	left	2 box/1 file drawer, 39" cupboard	195 lb	25.7 ft	\$2,245
			DG ? C252 ?	left	3 file drawers, 27" cupboard	195 lb	25.7 ft	\$2,245
			DG ? C258 ?	left	2 box/2 file drawers, 27" cupboard	197 lb	25.7 ft	\$2,318
65 7/8	23 1/2	23 1/2	WG ? C254 ?	right	2 file drawers, 39" cupboard	193 lb	25.7 ft	\$2,169
			WG ? C272 ?	right	2 box/1 file drawer, 39" cupboard	195 lb	25.7 ft	\$2,245
			WG ? C252 ?	right	3 file drawers, 27" cupboard	195 lb	25.7 ft	\$2,245
			WG ? C258 ?	right	2 box/2 file drawers, 27" cupboard	197 lb	25.7 ft	\$2,318
51 3/8	23 1/2	23 1/2	DG ? J654 ?	left	2 file drawers, 24.5" cupboard	164 lb	21.0 ft	\$2,020
			DG ? J672 ?	left	2 box/1 file drawer, 24.5" cupboard	167 lb	21.0 ft	\$2,095
			DG ? J652 ?	left	3 file drawers, 13" cupboard	175 lb	21.0 ft	\$2,157
51 3/8	23 1/2	23 1/2	WG ? J654 ?	right	2 file drawers, 24.5" cupboard	164 lb	21.0 ft	\$2,020
			WG ? J672 ?	right	2 box/1 file drawer, 24.5" cupboard	167 lb	21.0 ft	\$2,095
			WG ? J652 ?	right	3 file drawers, 13" cupboard	175 lb	21.0 ft	\$2,157
39 7/8	23 1/2	23 1/2	DG ? A354 ?	left	2 file drawers, 13" cupboard	136 lb	18.0 ft	\$1,924
			DG ? A338 ?	left	2 box/1 file drawer, 13" cupboard	139 lb	18.0 ft	\$1,960
39 7/8	23 1/2	23 1/2	WG ? A354 ?	right	2 file drawers, 13" cupboard	136 lb	18.0 ft	\$1,924
			WG ? A338 ?	right	2 box/1 file drawer, 13" cupboard	139 lb	18.0 ft	\$1,960

TRACE™ Mobile Cupboard Wardrobe Tower



Coat Door Right

Coat Door Left

- Features are identical to tower described above
- Black 75mm casters: (2) locking and (2) non-locking
- Height listed includes casters

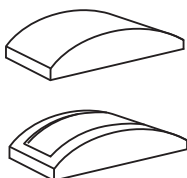
Fronts Not Available:

- B: S-9000 Pull
- I: Radiused, HW Pull

When ordered with the P: Square Front, the "P" pull will be used on drawers, and full width "Classic" pull on the doors

H	D	W	Product #	Coat Door	Drawer Options	Caster	Pkg Wt	Pkg Cube	Price
54 3/4	23 1/2	23 1/2	DG ? J854 ?	left	file/file	black	170 lb	21.0 ft	\$2,293
			WG ? J854 ?	right	file/file	black	170 lb	21.0 ft	\$2,293
43 1/4	23 1/2	23 1/2	DG ? 9954 ?	left	file/file	black	170 lb	21.0 ft	\$2,105
			WG ? 9954 ?	right	file/file	black	170 lb	21.0 ft	\$2,105

Wardrobe Dome Top



- Metal dome fits any 23 1/2" x 23 1/2" tower
- Factory installed
- Adds 5" to finish height of tower
- Also available with translucent acrylic insert (TL)
- This accessory price will be added to tower price

! Because the dome top carries a square front vertical edge, it is not recommended for use on cabinets that include radiused door and drawer fronts

Product #	Options	Price
Add a "DT" as a suffix to the product number.	Metal	\$379
Add a "TL" as a suffix to the product number.	Translucent	\$465

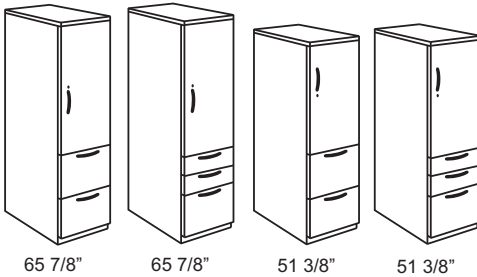
SIN 711-3

How To Order:

Product #	First "?" (drawer front style)	Product #	Second "?" (metal color)
CL (Ped Tower w/ Cupbd, hinge on left)	I (Radiused, HW pull)	K311 (65 7/8" h, b/b/f)	829 (KN Metallic Beige)

TRACE™ Cupboard Tower

- Single lock captures cupboard and drawers
- 65 7/8" tower: two adjustable shelves
- 51 3/8" tower: one adjustable shelf
- Cupboard door is radiused or squared to match drawer fronts
- Will not accommodate work surface support bracket
- Leveling glides allow for 7/8" adjustment



65 7/8" 65 7/8" 51 3/8" 51 3/8"


Fronts Not Available:

- B: S-9000 Pull
- I: Radiused, HW Pull

When ordered with the P: Square Front, the "P" pull will be used on drawers, and full width "Classic" pull on the doors

H	D	W	Product #	Hinge Location	Drawer Options	Pkg Wt	Pkg Cube	Price
65 7/8	23 1/2	15 1/4	CL ? K309 ?	left	file/file 39" cupboard	90 lb	17.3 ft	\$1,299
			CR ? K309 ?	right	file/file 39" cupboard	95 lb	17.3 ft	\$1,299
65 7/8	23 1/2	15 1/4	CL ? K311 ?	left	box/box/file 39" cupboard	90 lb	17.3 ft	\$1,420
			CR ? K311 ?	right	box/box/file 39" cupboard	95 lb	17.3 ft	\$1,420
51 3/8	23 1/2	15 1/4	CL ? K409 ?	left	file/file 24.5" cupboard	85 lb	14.2 ft	\$1,234
			CR ? K409 ?	right	file/file 24.5" cupboard	90 lb	14.2 ft	\$1,234
51 3/8	23 1/2	15 1/4	CL ? K411 ?	left	box/box/file 24.5" cupboard	85 lb	14.2 ft	\$1,355
			CR ? K411 ?	right	box/box/file 24.5" cupboard	90 lb	14.2 ft	\$1,355

V-Ped Tower



51 3/8" 63"

- Functions as a vertical file
- May be ordered with any GO drawer front style
- May be ordered with any GO color
- Single lock captures all drawers
- Safety interlock is included, allowing only one drawer to open at a time
- Standard pedestal leveling glides allow for 1 5/8" adjustment
- Includes standard pedestal drawers, internal depth is 24 1/4"
- Compatible with all pedestal drawer accessories (see page 51)
- **Finish height of 5 drawer v-ped is not consistent with TRACE™ products**

H	W	D	Product #	Drawer Options	Price
63	15 1/4	27 7/8	FL ? 7245 ?	5 drawer	\$1,271
51 3/8	15 1/4	27 7/8	FL ? 7144 ?	4 drawer	\$1,155

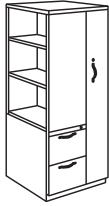
Fronts Available:
All GO fronts

SIN 711-3

How
To Order:

Product #	First "?" (drawer front style)	Product #	Second "?" (metal color)
MG (Bookcase Wardrobe, coat door right)	A (Full Pull)	J609 (51 3/8"h, f/f)	188 (Medium Gray)

TRACE™ Bookcase Wardrobe Tower



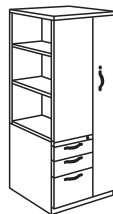
- Tower includes two locks, keyed-alike
- Coat closet includes a two-pronged coat hook
- 65 7/8" tower: two adjustable shelves
- 51 3/8" tower: one adjustable shelf
- Leveling glides allow for 1 5/8" adjustment

! Fronts Not Available:

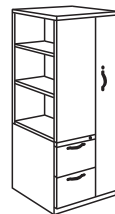
- B: S-9000
- I: Radiused, "HW"

When ordered with the P: Square Front, the "P" will be used on drawers, and full width "Classic" pull on the doors


H	D	W	Product #	Coat Door	Drawer Options	Pkg Wt	Pkg Cube	Price
65 7/8	23 1/2	23 1/2	LG ? C209 ?	left	file/file	166 lb	25.7 ft	\$2,325
			LG ? C211 ?	left	box/box/file	169 lb	25.7 ft	\$2,399
65 7/8	23 1/2	23 1/2	MG ? C209 ?	right	file/file	166 lb	25.7 ft	\$2,325
			MG ? C211 ?	right	box/box/file	169 lb	25.7 ft	\$2,399
51 3/8	23 1/2	23 1/2	LG ? J609 ?	left	file/file	159 lb	21.0 ft	\$2,138
			LG ? J611 ?	left	box/box/file	162 lb	21.0 ft	\$2,213
51 3/8	23 1/2	23 1/2	MG ? J609 ?	right	file/file	159 lb	21.0 ft	\$2,138
			MG ? J611 ?	right	box/box/file	162 lb	21.0 ft	\$2,213




65 7/8"



65 7/8"



51 3/8"



51 3/8"

TRACE™ Bookcase Tower

- Single lock captures all drawers
- 65 7/8" tower: two adjustable shelves
- 51 3/8" tower: one adjustable shelf
- Bookcase edge is radiused or squared to match drawer fronts
- Leveling glides allow for 1 5/8" adjustment



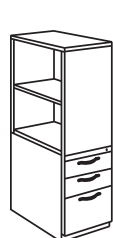
65 7/8"



65 7/8"



51 3/8"



51 3/8"

H	D	W	Product #	Bookcase Facing	Drawer Options	Pkg Wt	Pkg Cube	Price
65 7/8	23 1/2	15 1/4	BL ? 6509 ?	left	file/file	90 lb	17.3 ft	\$1,199
			BL ? 6511 ?	left	box/box/file	95 lb	17.3 ft	\$1,250
65 7/8	23 1/2	15 1/4	BR ? 6509 ?	right	file/file	90 lb	17.3 ft	\$1,199
			BR ? 6511 ?	right	box/box/file	95 lb	17.3 ft	\$1,250
51 3/8	23 1/2	15 1/4	BL ? 5109 ?	left	file/file	85 lb	14.2 ft	\$1,175
			BL ? 5111 ?	left	box/box/file	90 lb	14.2 ft	\$1,212
51 3/8	23 1/2	15 1/4	BR ? 5109 ?	right	file/file	85 lb	14.2 ft	\$1,175
			BR ? 5111 ?	right	box/box/file	90 lb	14.2 ft	\$1,212

! Fronts Available:
All GO fronts

Work Surface Supporting Bracket



- May be added to any bookcase wardrobe tower or bookcase tower with side bookcase
- May not be used on cupboard tower
- Factory installed only
- Supports 1 1/4" work surface at 27 3/4" finish height
- Black bracket is 17" wide, extends 3"
- Three mounting holes for work surface attachment
- Modesty panel not available for this application

Product #	Price
Add an "R" as a suffix to the wardrobe or pedestal tower product number.	\$62

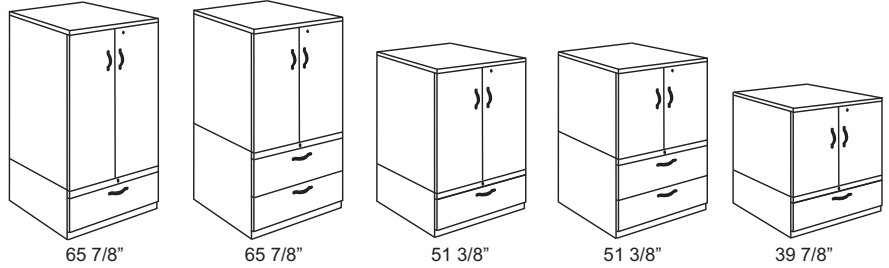
SIN 711-3

How To Order:

Product #	First "?" (drawer front style)	Product #	Second "?" (metal color)
COM (Mobile Modular Tower)	A (Full Pull)	92C6 (43 7/8"h, 1 drw, 2-high)	668 (GO Black)

TRACE™ Freestanding Modular Tower

- Two locks are keyed alike
- 4-high cupboard: 3 adjustable shelves
- 3-high cupboard: 2 adjustable shelves
- 2-high cupboard: 1 adjustable shelf
- Shelves adjust in 1 1/2" increments
- Drawers include file bars for side-to-side filing
- Drawers are 20 1/4" wide x 20 1/4" deep
- Accommodates letter or legal size documents
- File conversion bars for front-to-back filing sold separately
- Includes counterweight
- Leveling glides allow for 1 5/8" adjustment



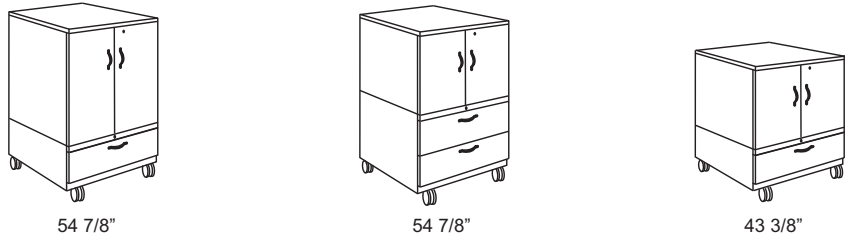
Fronts Available:

- A: Full Pull
- F: Square, Recessed
- S: Square, Satin Nickel
- K: Square, Camber
- R: Square, Chunky
- W: Square, Twist

H	D	W	Freestanding	Drawer(s) on Bottom	Cupboard on Top	Product #	Price
65 7/8	23 1/2	23 1/2	Freestanding	1 file drawer	4-high d-door storage	COL ? K9 C9 ?	\$2,837
			Freestanding	2 file drawers	3-high d-door storage	COL ? K9 90 ?	\$2,923
51 3/8	23 1/2	23 1/2	Freestanding	1 file drawer	3-high d-door storage	COL ? 93 C8 ?	\$2,472
			Freestanding	2 file drawers	2-high d-door storage	COL ? 93 C7 ?	\$2,559
39 7/8	23 1/2	23 1/2	Freestanding	1 file drawer	2-high d-door storage	COL ? 92 C6 ?	\$2,212

TRACE™ Mobile Modular Tower

- Features are identical to tower described above
- Includes 75mm black plastic casters
- Casters: (2) locking and (2) non-locking
- Height listed includes casters

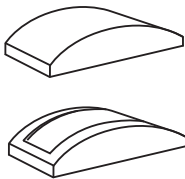


Fronts Available:

- A: Full Pull
- F: Square, Recessed
- S: Square, Satin Nickel
- K: Square, Camber
- R: Square, Chunky
- W: Square, Twist

H	D	W	Mobile	Drawer(s) on Bottom	Cupboard on Top	Product #	Price
54 7/8	23 1/2	23 1/2	Mobile	1 file drawer	3-high d-door storage	COM ? 93 C8 ?	\$2,640
			Mobile	2 file drawers	2-high d-door storage	COM ? 93 C7 ?	\$2,736
43 3/8	23 1/2	23 1/2	Mobile	1 file drawer	2-high d-door storage	COM ? 92 C6 ?	\$2,386

Wardrobe Dome Top



- Metal dome fits any 23 1/2" x 23 1/2" tower
- Factory installed
- Adds 5" to finish height of tower
- Also available with translucent acrylic insert (TL)
- This accessory price will be added to tower price

Product #	Options	Price
Add a "DT" as a suffix to the product number.	Metal	\$379
Add a "TL" as a suffix to the product number.	Translucent	\$465

- ! Because the dome top carries a square front vertical edge, it is not recommended for use on cabinets that include radiused door and drawer fronts.

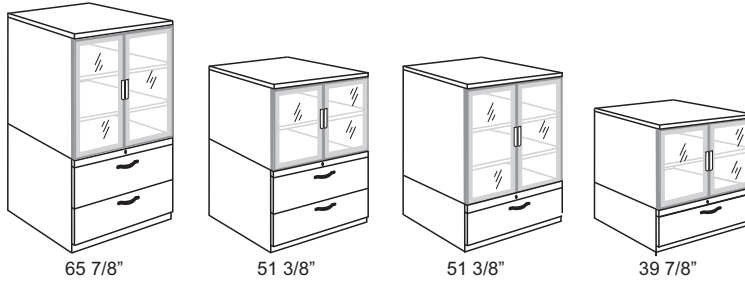
How
To Order:

Product #	First "?" (drawer front style)	Product #	Second "?" (metal color)
CAU (Freestanding Tower, Alum. Doors)	W (Square, Twist)	K990 (65 7/8"h, 2drw)	678 (GO Whetstone)

TRACE™ Modular Tower with Aluminum Doors

- Features are identical to towers described on previous page
- Anodized aluminum door frame is 1 3/4" wide, non-locking
- Matching aluminum handles included on doors
- Frosted acrylic insert is 1/8" thick
- Cupboard doors do not lock, single lock captures all drawers
- Includes counterweight
- Leveling glides allow for 1 5/8" adjustment
- Black 75mm casters: (2) locking and (2) non-locking

- ! Fronts available:**
 A: Full Pull
 F: Square, Recessed
 S: Square, Satin Nickel
 K: Square, Camber
 R: Square, Chunky
 W: Square, Twist



H	D	W	Freestanding	Drawer(s)	Cupboard on Top	Product #	Price
65 7/8	23 1/2	23 1/2	Freestanding	2 file drawers	3-high d-door storage	CAU ? K9 90 ?	\$3,444
51 3/8	23 1/2	23 1/2	Freestanding	1 file drawer	3-high d-door storage	CAU ? 93 C8 ?	\$2,945
			Freestanding	2 file drawers	2-high d-door storage	CAU ? 93 C7 ?	\$2,835
39 7/8	23 1/2	23 1/2	Freestanding	1 file drawer	2-high d-door storage	CAU ? 92 C6 ?	\$2,536



- ! Fronts available:**
 A: Full Pull
 F: Square, Recessed
 S: Square, Satin Nickel
 K: Square, Camber
 R: Square, Chunky
 W: Square, Twist

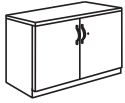
H	D	W	Mobile	Drawer(s)	Cupboard on Top	Product #	Price
54 7/8	23 1/2	23 1/2	Mobile	1 file drawer	3-high d-door storage	CAM ? 93 C8 ?	\$3,098
			Mobile	2 file drawers	2-high d-door storage	CAM ? 93 C7 ?	\$3,092
43 3/8	23 1/2	23 1/2	Mobile	1 file drawer	2-high d-door storage	CAM ? 92 C6 ?	\$2,688

SIN 711-3


How To Order:

Product #	First "?" (drawer front style)	Product #	Second "?" (metal color)
CG (Trace Double Door Cabinet)	A (Full Pull)	07F2 (51 3/8" h, 30" w)	829 (KN Metallic Beige)


TRACE™ Double Door Storage Cabinet



2-high, 1 shelf
28 3/8"



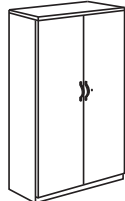
3-high, 2 shelf
39 7/8"



4-high, 3 shelf
51 3/8"



5-high, 4 shelf
65 7/8"



6-high, 5 shelf
77 3/8"

(A: Full Pull not available)

- Horizontal lines and full-width fronts are consistent with all other TRACE™ products
- UM Series lock, randomly-assigned (#226-425)
- Side and back panels and doors are 20-22 gauge
- Inner channels, shelves, and top are 18 gauge
- Concealed hinges allow for 110 degree opening
- Each shelf is 3/4" tall
- Four leveling glides with 7/8" adjustment
- Shelves adjustable in 1 1/2" increments
- Inside depth: 17.30"
- Inside width: 26.75" in 30"w unit
32.75" in 36"w unit
38.75" in 42"w unit (gain 1 3/4" once past the hinges)
- Inside heights: 72.47" in 77 3/8"h unit
60.97" in 65 7/8"h unit
46.50" in 51 3/8"h unit
35.00" in 39 7/8"h unit
23.50" in 28 3/8"h unit

Shelf load capacities:
30" shelf: 90 lbs
36" shelf: 105 lbs
42" shelf: 125 lbs



Fronts Available:
A: Full Pull (except for 6-hi)
S: Square, Satin Nickel
K: Square, Camber
R: Square, Chunky
W: Square, Twist

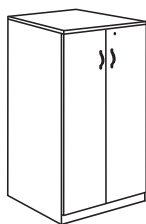
H	D	W	Product #	Description	Pkg Wt	Pkg Cube	Price
28 3/8	18 1/4	30	CG ? 01F2 ?	2-high double door	55 lb	12.73 ft	\$858
28 3/8	18 1/4	36	CG ? 02F3 ?	1 adjustable shelf	67 lb	15.5 ft	\$934
28 3/8	18 1/4	42	CG ? 03F4 ?		79 lb	17.37 ft	\$1,030
39 7/8	18 1/4	30	CG ? 04F2 ?	3-high double door	70 lb	17.40 ft	\$1,046
39 7/8	18 1/4	36	CG ? 05F3 ?	2 adjustable shelves	82 lb	20.56 ft	\$1,167
39 7/8	18 1/4	42	CG ? 06F4 ?		94 lb	23.73 ft	\$1,244
51 3/8	18 1/4	30	CG ? 07F2 ?	4-high double door	85 lb	22.07 ft	\$1,284
51 3/8	18 1/4	36	CG ? 08F3 ?	3 adjustable shelves	90 lb	26.08 ft	\$1,396
51 3/8	18 1/4	42	CG ? 09F4 ?		114 lb	30.9 ft	\$1,497
65 7/8	18 1/4	30	CG ? 10F2 ?	5-high double door	106 lb	27.95 ft	\$1,548
65 7/8	18 1/4	36	CG ? 11F3 ?	4 adjustable shelves	118 lb	33.03 ft	\$1,629
65 7/8	18 1/4	42	CG ? 12F4 ?		130 lb	38.11 ft	\$1,756
65 7/8	18 1/4	36	CG ? 11F5 ?	5h x 36w w/coat rod no shelves	130 lb	33.03 ft	\$1,487
65 7/8	18 1/4	36	CG ? 11F6 ?	5h x 36w w/shelf top/coat rod below	130 lb	33.03 ft	\$1,548
77 3/8	18 1/4	30	CG ? 45F2 ?	6-high double door	122 lb	32.62 ft	\$1,772
77 3/8	18 1/4	36	CG ? 46F3 ?	5 adjustable shelves	134 lb	38.55 ft	\$1,853
77 3/8	18 1/4	42	CG ? 47F4 ?		146 lb	44.48 ft	\$1,954
77 3/8	18 1/4	36	CG ? 46F7 ?	6h x 36w w/ shelf top/coat rod below	146 lb	38.55 ft	\$1,772
			Additional Shelves				
				DBS30 ?	Additional 30" shelf	1.5 ft	\$86
				DBS36 ?	Additional 36" shelf	1.5 ft	\$86
				DBS42 ?	Additional 42" shelf	1.5 ft	\$86

Note: each shelf is 3/4" tall.


TRACE™ Full Depth Double Door Cabinet

- Side-to-side coat rod
- Freestanding units: 1 5/8" leveling glides
- Mobile units: 75mm black casters
- Shelves must be ordered separately
- Inside depth: 22 1/2"
- Inside width: 22"
- Inside heights 34.84" in 40" tower, 46.34" in 51" tower, 61.30" in 65 7/8" tower
- Cabinets as large as 70" high x 36" wide may be available for large projects
Please call for details
- Heights of mobile units listed include casters

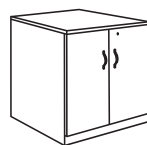
H	D	W	Freestanding or Mobile	Product #	Price
65 7/8	23 1/2	23 1/2	Freestanding	COL ? K973 ?	\$1,955
51 3/8	23 1/2	23 1/2	Freestanding	COL ? 93 73 ?	\$1,609
39 7/8	23 1/2	23 1/2	Freestanding	COL ? 92 73 ?	\$1,402
54 7/8	23 1/2	23 1/2	Mobile	COM ? 93 73 ?	\$1,787
43 3/8	23 1/2	23 1/2	Mobile	COM ? 92 73 ?	\$1,580
				Optional 23 1/2" shelf	COL1 1026 ? A \$108




65 7/8"



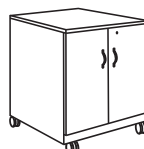
51 3/8"



39 7/8"



54 7/8"



43 3/8"



Fronts Available:
A: Full Pull
S: Square, Satin Nickel
K: Square, Camber
R: Square, Chunky
W: Square, Twist

How To Order:

Product #	Product #	First "?" (metal color)
GBS (TRACE™ Bookcase)	3652 (51 3/8"h, 36"w)	571 (Vanadium)

TRACE™ Bookcase



- Front vertical edge is square
- All welded steel frame construction
- Double wall construction on side panels
- Bottom channels, bookcase top and shelves are all 18 gauge, back panel, side channels and side panels are 22 gauge
- Four leveling glides with 5/8" adjustment
- Shelves adjustable in 1/2" increments
- Outer side panels are flush with sides of bookcase top, so no gap between bookcases when installed side-by-side
- Top is mechanically fastened, so may be replaced with laminate top
- Inside depth: 13.06"
- Inside widths: 27.69" in 30" case
33.69" in 36" case
39.69" in 42" case
- Inside heights: 25.19" in 2-high
37.31" in 3-high
48.81" in 4-high
63.31" in 5-high
74.81" in 6-high
- Adjustable shelf is 1" high

Note that binder-height storage is available on all but one shelf

Shelf load capacities:

- 30" shelf: 70 lbs
- 36" shelf: 85 lbs
- 42" shelf: 100 lbs



2-high
27 3/4"



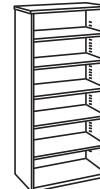
3-high
39 7/8"



4-high
51 3/8"



5-high
65 7/8"



6-high
77 3/8"

H	D	W	Product #	Description	Pkg Wt	Pkg Cube	Price
27 3/4	13 3/8	30	GBS 3028 ?		55 lb	10.0 ft	\$648
27 3/4	13 3/8	36	GBS 3628 ?	2-high bookcase 1 adjustable shelf	67 lb	11.3 ft	\$680
27 3/4	13 3/8	42	GBS 4228 ?		79 lb	13.0 ft	\$713
39 7/8	13 3/8	30	GBS 3040 ?		70 lb	13.6 ft	\$740
39 7/8	13 3/8	36	GBS 3640 ?	3-high bookcase 2 adjustable shelves	82 lb	16.1 ft	\$756
39 7/8	13 3/8	42	GBS 4240 ?		94 lb	18.6 ft	\$788
51 3/8	13 3/8	30	GBS 3052 ?		85 lb	14.2 ft	\$810
51 3/8	13 3/8	36	GBS 3652 ?	4-high bookcase 3 adjustable shelves	90 lb	14.2 ft	\$842
51 3/8	13 3/8	42	GBS 4252 ?		114 lb	23.7 ft	\$875
65 7/8	13 3/8	30	GBS 3066 ?		106 lb	21.3 ft	\$896
65 7/8	13 3/8	36	GBS 3666 ?	5-high bookcase 4 adjustable shelves	118 lb	25.3 ft	\$934
65 7/8	13 3/8	42	GBS 4266 ?		130 lb	29.2 ft	\$967
77 3/8	13 3/8	30	GBS 3077 ?		122 lb	25.4 ft	\$972
77 3/8	13 3/8	36	GBS 3677 ?	6-high bookcase 5 adjustable shelves	134 lb	30.1 ft	\$1,004
77 3/8	13 3/8	42	GBS 4277 ?		146 lb	34.7 ft	\$1,042
Additional Shelves							
			BK 0700S ?	Additional 30" shelf		1.5 ft	\$76
			BK 0800S ?	Additional 36" shelf		1.5 ft	\$76
			BK 0900S ?	Additional 42" shelf		1.5 ft	\$76

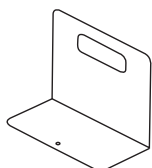
Mobile Bookcase



- Black 37mm plastic casters
- Casters: 2 locking, 2 non-locking
- Satin nickel loop pull on each side
- Bookcase itself is 30" wide
- With loop pulls, total width is 32 1/2"
- Inside clear height: 24" with 1/2" shelf
- Inside clear depth: 15", width: 27 7/8"
- Height listed includes casters

H	D	W	Product #	Description	Pkg Wt	Pkg Cube	Price
26 1/2	15 1/4	32 1/2	MBC 2000 ?	1 adjustable shelf	57 lb	10.5 ft	\$807

Magnetic Shelf Divider



- Black divider is 7 1/2" tall, 8" wide
- 4" wide base includes 8" x 3" magnet
- Sold in packages of three dividers

H	D	W	Product #	Description	Pkg Wt	Pkg Cube	Price
8	3	7 1/2	LFM 300 30	(package of 3)	4.0 lb	2 ft	\$64

TRACE Overhead Cabinet & Shelf Frequently Asked Questions**Basic Construction:**

- All Great Openings products meet or exceed applicable ANSI-BIFMA standards for durability and safety
- A lifetime warranty ensures long-lasting performance and after-sale support
- Overhead cabinet end panels consist of 16 gauge steel
- Shelves and tops are 18 gauge steel
- Overhead cabinet doors are 20 gauge steel
- All overhead cabinets and shelves ship KD, to be assembled at the work site

For Your Safety:

- All overhead brackets, whether wall-mounted or panel-mounted, include anti-dislodgement features to prevent the unit from dislodging when pushed or struck from below
- It is exclusively the responsibility of the installer to ensure that panels and wall-mounted brackets are properly and safely anchored
- Shelf weight restrictions are as follows:
 - 24" overhead: 60 lbs
 - 30" overhead: 75 lbs
 - 35" overhead: 80 lbs
 - 36" overhead: 90 lbs
 - 42" overhead: 105 lbs
 - 45" overhead: 110 lbs
 - 48" overhead: 120 lbs
 - 54" overhead: 130 lbs
 - 60" overhead: 150 lbs

Lock System:

- Overhead cabinets include randomly-assigned UM Series locks (#226-425). Black-faced, master-keyed, and core-removable
- Locks may be keyed-alike in the field
- Other key series are available, including Haworth SL, bright nickel LL, and Knoll K. Please see page 9 for details

Systems Compatibility:

- GO overhead cabinets and shelves may be installed on one of 8 different manufacturer's panel systems:
 - M - HM Action Office
 - E - HM Ethospace
 - S - SC 9000
 - A - SC Avenir
 - H - HW Unigroup
 - H - HW Places (same bracket as HW Unigroup)
 - P - HW Premise (not available for inside-stowing overheads)
 - D - Knoll Dividends (not available for inside-stowing overheads)

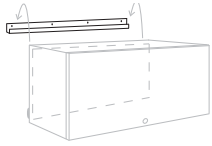
Options and Accessories:

- LED and florescent task lights for under-shelf installation
- 1 1/4" overhead back stop (for any cabinet or shelf)
- Magnetic shelf divider

How To Order:

Product #	Product #	First "?" (metal color)
OGO (Wall Mounted, OTT)	4230 J (42" wide)	668 (GO Black)

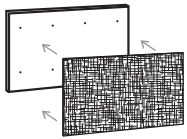
Wall-Mounted Overhead - Horizontal Bracket Over-the-Top Stowing Door



- Single bracket mounts horizontally on wall, anchored to wall studs
- Cabinet includes over-the-top stowing door. For cabinet specifications see the O.T.T. overhead on page 62
- Includes cabinet, horizontal bracket, and fasteners

H	D	W	Product #	Pkg Wt	Pkg Cube	Price
15	13 3/4	24	OGO 2430 J ?	29 lb	2.1 ft	\$454
15	13 3/4	30	OGO 3030 J ?	33 lb	2.1 ft	\$459
15	13 3/4	36	OGO 3630 J ?	36 lb	2.1 ft	\$497
15	13 3/4	42	OGO 4230 J ?	41 lb	2.6 ft	\$513
15	13 3/4	48	OGO 4830 J ?	45 lb	2.6 ft	\$556
15	13 3/4	54	OGO 5430 J ?	50 lb	3.2 ft	\$616
15	13 3/4	60	OGO 6030 J ?	56 lb	3.2 ft	\$653

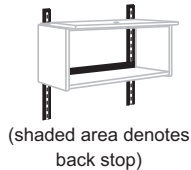
Wall-Mounted Tack Board - Horizontal Bracket



- Tack board sits inside metal back panel, similar to desk hutch tack board
- Metal back panel attaches to wall studs
- Includes metal back panel, tack board, and fasteners
- Specify metal color and fabric

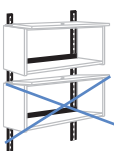
H	D	W	Product #	Pkg Wt	Pkg Cube	Price
20	1	24	TBM24 ??	10 lb	.8 ft	\$302
20	1	30	TBM30 ??	12 lb	.8 ft	\$335
20	1	36	TBM36 ??	13 lb	.9 ft	\$373
20	1	42	TBM42 ??	14 lb	.9 ft	\$394
20	1	48	TBM48 ??	14 lb	1.0 ft	\$432
20	1	54	TBM54 ??	15 lb	1.0 ft	\$470
20	1	60	TBM60 ??	15 lb	1.2 ft	\$502

Vertical Brackets for Wall-Mounting



- An alternate method for mounting overhead cabinets with over-the-top stowing door or shelves
- Brackets are 60" tall, double-slotted to hold two cabinets side-by-side
- Brackets include aluminum shell with black steel hanger insert
- 20 toggle locks and fasteners included for each set of brackets
- When fully assembled and hung, cabinets and shelves rest approximately 1 1/2" away from the wall
- 1 1/4" tall back stop is recommended (see page 63)
- Vertical brackets are mounted 1/2" to each side of the overheads to allow for positioning units side-by-side, if desired
- When installing overhead cabinet or shelves, order the M-HM Action Office brackets

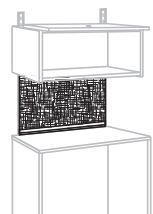
Description	Product #	Price
One pair vertical brackets, sold separately	WMT 0088	\$386



Do not stack overheads!

NOTICE:
It is exclusively the responsibility of the installer to ensure that wall-mounted brackets are properly and safely anchored to the wall. Weight restrictions do apply. Great Openings holds no responsibility or liability for improper or unsafe installation of wall-mounted brackets.

Wall-Mounted Tack Board - Vertical Brackets



- Tack board hangs on vertical wall mount brackets described above
- These tack boards are not interchangeable with desk hutch tack boards
- Please specify tack board fabric

H	W	Product #	Price
18	30	TB 3018 K ?	\$268
18	36	TB 3618 K ?	\$280
18	42	TB 4218 K ?	\$292
18	48	TB 4818 K ?	\$316
18	60	TB 6018 K ?	\$329

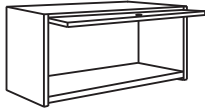
? **Ordering COM Fabric?**
See page 8

SIN 711-3

How To Order:

Product #	Product #	First "?" (metal color)	Second "?" (bracket type)
IGO (Overhead Cab, Inside Stow. Door)	2430 (24"w)	571 (Vanadium)	E (HM Ethospace)

Panel-Supported Overhead Inside Stowing Door



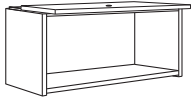
- Inside clear height is 12 1/2"
- Add a satin nickel loop pull to the cabinet door by adding the suffix "L" to the product numbers. Also add \$10 to the list price for each cabinet
- Top, sides, and shelf are 18 gauge, door is 20 gauge

Specify bracket type as a suffix to the product number:

M - HM Action Office™	E - HM Ethospace™
S - SC S9000™	A - SC Avenir™
H - HW Unigroup™	H - HW Places™

H	D	W	Product #	Pkg Wt	Pkg Cube	Price
16 1/2	14 1/8	24	IGO 2430 ??	31 lb	2.9 ft	\$545
16 1/2	14 1/8	30	IGO 3030 ??	35 lb	2.9 ft	\$564
16 1/2	14 1/8	35	IGO 3530 ??	36 lb	2.9 ft	\$578
16 1/2	14 1/8	36	IGO 3630 ??	39 lb	2.9 ft	\$591
16 1/2	14 1/8	42	IGO 4230 ??	44 lb	3.9 ft	\$620
16 1/2	14 1/8	45	IGO 4530 ??	45 lb	3.8 ft	\$631
16 1/2	14 1/8	48	IGO 4830 ??	49 lb	3.8 ft	\$640
16 1/2	14 1/8	54	IGO 5430 ??	52 lb	4.7 ft	\$773
16 1/2	14 1/8	60	IGO 6030 ??	61 lb	4.7 ft	\$820

Panel-Supported Overhead Over-the-Top Stowing Door



- Inside clear height is 12 1/2"
- Add a satin nickel loop pull to the cabinet door by adding the suffix "L" to the product numbers. Also add \$10 to the list price for each cabinet
- Top, sides, and shelf are 18 gauge, door is 20 gauge
- This cabinet may be installed using the vertical wall mounted brackets shown on page 61(Use M-HM Action Office brackets)

Specify bracket type as a suffix to the product number: Overhead shelf load capacities:

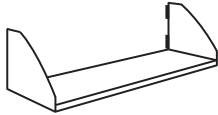
M - HM Action Office™	E - HM Ethospace™	24" overhead: 60 lbs
S - SC S9000™	A - SC Avenir™	30" overhead: 75 lbs
H - HW Unigroup™	H - HW Places™	35" overhead: 80 lbs
D - Knoll Dividends™	P - Premise™	36" overhead: 90 lbs
		42" overhead: 105 lbs
		45" overhead: 110 lbs
		48" overhead: 120 lbs
		54" overhead: 130 lbs
		60" overhead: 150 lbs

H	D	W	Product #	Pkg Wt	Pkg Cube	Price
15	13 1/4	24	OGO 2430 ??	27 lb	2.1 ft	\$462
15	13 1/4	30	OGO 3030 ??	31 lb	2.1 ft	\$478
15	13 1/4	35	OGO 3530 ??	32 lb	2.1 ft	\$489
15	13 1/4	36	OGO 3630 ??	34 lb	2.1 ft	\$501
15	13 1/4	42	OGO 4230 ??	39 lb	2.6 ft	\$526
15	13 1/4	45	OGO 4530 ??	41 lb	2.6 ft	\$534
15	13 1/4	48	OGO 4830 ??	43 lb	2.6 ft	\$542
15	13 1/4	54	OGO 5430 ??	48 lb	3.2 ft	\$656
15	13 1/4	60	OGO 6030 ??	54 lb	3.2 ft	\$696

How
To Order:

Product #	Product #	First "?" (metal color)	Second "?" (bracket type)
OGO (Overhead Shelf)	2420 (24"w, full height)	571 (Vanadium)	P (Premise)

Full-Height Overhead Shelf



- May hang on panel (see bracket options below), or on vertical wall mount brackets listed on page 61 (Use M-HM Action Office brackets)
- Shelf sides are 16 gauge, shelf is 18 gauge

Specify bracket type as a suffix to the product number:

M - HM Action Office™	E - HM Ethospace™
S - SC S9000™	A - SC Avenir™
H - HW Unigroup™	H - HW Places™
D - Knoll Dividends™	P - Premise™

H	D	W	Product #	Pkg Wt	Pkg Cube	Price
15	12 3/4	24	OGO 2420 ??	26 lb	2.1 ft	\$232
15	12 3/4	30	OGO 3020 ??	30 lb	2.1 ft	\$240
15	12 3/4	35	OGO 3520 ??	31 lb	2.1 ft	\$245
15	12 3/4	36	OGO 3620 ??	32 lb	2.1 ft	\$249
15	12 3/4	42	OGO 4220 ??	34 lb	2.6 ft	\$258
15	12 3/4	45	OGO 4520 ??	36 lb	2.6 ft	\$266
15	12 3/4	48	OGO 4820 ??	38 lb	2.6 ft	\$271
15	12 3/4	54	OGO 5420 ??	42 lb	3.2 ft	\$303
15	12 3/4	60	OGO 6020 ??	44 lb	3.2 ft	\$314

Half-Height Overhead Shelf



- May hang on panel (see bracket options below), or on vertical wall mount brackets listed on page 61 (Use M-HM Action Office brackets)
- Shelf sides are 16 gauge, shelf is 18 gauge

Specify bracket type as a suffix to the product number:

M - HM Action Office™	E - HM Ethospace™
S - SC S9000™	A - SC Avenir™
H - HW Unigroup™	H - HW Places™
D - Knoll Dividends™	P - Premise™

H	D	W	Product #	Pkg Wt	Pkg Cube	Price
7	12 3/4	24	OGO 2410 ??	24 lb	2.1 ft	\$210
7	12 3/4	30	OGO 3010 ??	27 lb	2.1 ft	\$216
7	12 3/4	35	OGO 3510 ??	28 lb	2.1 ft	\$221
7	12 3/4	36	OGO 3610 ??	29 lb	2.1 ft	\$225
7	12 3/4	42	OGO 4210 ??	32 lb	2.6 ft	\$232
7	12 3/4	45	OGO 4510 ??	34 lb	2.6 ft	\$239
7	12 3/4	48	OGO 4810 ??	35 lb	2.6 ft	\$244
7	12 3/4	54	OGO 5410 ??	39 lb	3.2 ft	\$273
7	12 3/4	60	OGO 6010 ??	41 lb	3.2 ft	\$281

Overhead Back Stop
(For any Overhead Cabinet or Shelf)




(shaded area
denotes back stop)

- 1 1/4" tall metal back stop
- Order as specified at right for any size or type of overhead cabinet or shelf. The back stop price will be added to the standard overhead price

Product #	Price
Add a "B" as a suffix to the product number for any size or type overhead.	\$67

LED Linear Task Light



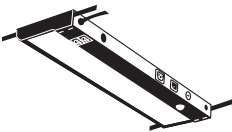
- 30" black female-male power cord
- 3500K color temperature
- Metal trough reflector with diffuser lens
- Magnetic or screw mounting options
- Clear anodized aluminum with flint color end caps, UL/CUL listed
- 3 year warranty on fixture. 1 year warranty on power supply

H	D	W	LED's	For Use On	Product #	Pkg Wt	Pkg Cube	Price
5/8	2	18 3/8	6	24" to 36" shelves	LD618	4 lb	2 ft	\$448
5/8	2	18 3/8	9	24" to 36" shelves	LD918	4 lb	2 ft	\$522
5/8	2	36 1/2	12	42" to 72" shelves	LD1236	10 lb	3 ft	\$720
5/8	2	36 1/2	18	42" to 72" shelves	LD1836	10 lb	3 ft	\$879

LED Green Advantages:

- Solid state technology eliminates the need for Chicago Code (fused plugs)
- Low energy consumption, No UV emissions, no flickering
- No disposal hazards - no mercury, lead, or gases
- Long life @ 50,000 hours eliminating re-lamp and maintenance time
- Allows for low profile, light weight, fixture designs

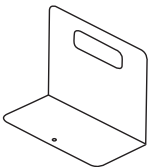
Fluorescent Task Light



- Task light snaps in place beneath the hutch shelf with spring clips
- A 3 1/2" wide lens opening provides maximum light output
- Features a T8 Tri-phosphor 3500K fluorescent lamp and thermally protected class "P" rapid start NPF magnetic ballast with a class A sound rating included
- Includes a 9' black SJT cord

H	D	W	For Use On	Product #	Pkg Wt	Pkg Cube	Price
1 1/2	6 7/8	18 1/3	36" hutch	VT 18-B K	6 lb	3.1 ft	\$207
1 1/2	6 7/8	36 1/3	48", 54" hutch	VT 36-B K	12 lb	6.8 ft	\$354
1 1/2	6 7/8	48 1/3	60", 66", 72" hutch	VT 48-B K	10 lb	5.2 ft	\$407

Magnetic Shelf Divider



- Black divider is 7 1/2" tall, 8" wide
- 4" wide base includes 8" x 3" magnet
- Sold in packages of three dividers

H	D	W	Product #	Description	Pkg Wt	Pkg Cube	Price
8	3	7 1/2	LFM 300 30	(package of 3)	4.0 lb	2 ft	\$64